

2024-2025 ANNUAL REPORT

OKANOGAN COUNTY CHILD DEVELOPMENT ASSOCIATION

127 N. JUNIPER ST.
OMAK, WA 98841

Website: www.ocdda.net
Telephone: 1-509-826-2466
Email: info@ocdda.net



This report is shared with OCCDA's Policy Council, Board of Directors, and key community partners and is made available to the public via bulletin board at the OCCDA centers and on the agency website at ocdda.net/about-annual-report.

WORDS FROM OUR EXECUTIVE DIRECTOR

Our 2024-2025 program offered exciting opportunities for our organization as well as the children and families we serve.

We successfully concluded the Child Care Partnership Grant initiative by conducting a child care needs assessment focused in the Methow Valley. This is an opportunity to identify locally driven strategies to address gaps in early learning and care across the community.

We had the opportunity to participate in a global celebration marking 30 years of Dolly Parton's Imagination Library - Connecting and learning from affiliates across the country and hearing from program experts, researchers, and featured children's authors — underscored the program's far-reaching impact on early literacy.

Our staff had the opportunity to represent our communities and highlight the importance of high-quality early learning by traveling to Olympia for a "A Day at the Capitol," where they met with lawmakers to share stories and advocate for the ongoing success of the Early Childhood Education and Assistance Program (ECEAP).

We co-hosted our first Annual Community Baby Shower with the Omak Elks and multiple community partners. This event celebrated moms and provided an opportunity for families to learn about all available community resources at once. Other local events our staff participated in included the Annual Twisp Fest, Tonasket Trunk or Treat, Okanogan Farm Lights Festival, OBHC's Santa Party, the Adaptive Easter Egg Hunt, Blossom Spring Bazaar, Color Walk, Sunflower Festival, and Omak's Picnic in the Park.

Our employees provided outstanding services to local children and their families:

- 297 children served in our pre-school and home visiting programs
- 1,852 home visits provided by EHS and RHV Programs
- 1,672 children served by our Imagination Library Program affiliate
- 364 children graduated from the Imagination Library Program
- 39,766 meals served to children in our programs

I am incredibly grateful to our community partners for their support and investment in our communities. I appreciate all of our employees who go above and beyond to provide quality services to children and families. And, lastly, I'm grateful for our families who allow us to serve them and their children.

Jodi DeCesari

OCCDA'S EXECUTIVE DIRECTOR



MISSION STATEMENT

Changing the lives of children and families through learning.

OCCDA provides services throughout our communities with nine centers located in Oroville, Tonasket, Omak, Okanogan, Brewster, Bridgeport, and the Methow Valley.

IMPORTANT ABBREVIATIONS

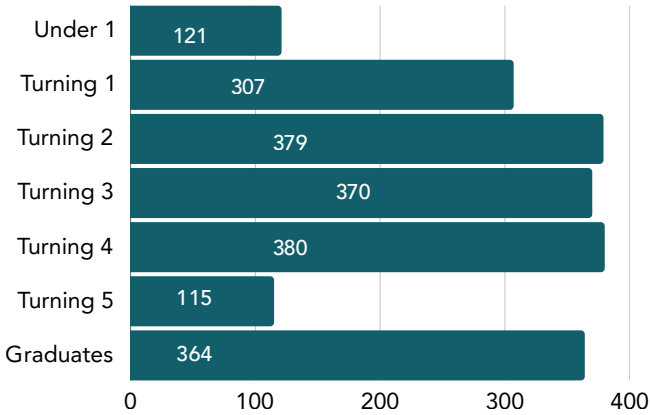
HS-Head Start EHS- Early Head Start

RHV - Rural Home Visiting PMH - Perinatal Mental Health

ECEAP-Early Childhood Education and Assistance Program

OUR 2024-2025 YEAR AT A GLANCE

DOLLY PARTON'S IMAGINATION LIBRARY PROGRAM: CHILDREN SERVED BY AGE GROUP



Our Dolly Parton's Imagination Library served a total of **1,672** children between 8/24 and 8/25, delivering a total of **16,484** books to the kiddos in our community!

This program is funded 100% through generous community donations and sponsorships.

THANK YOU TO OUR 2024-2025 IMAGINATION LIBRARY MAJOR DONORS!

CHILD CARE PARTNERSHIP GRANT (CCPG)

In 2023, OCCDA was awarded a Child Care Partnership Grant from the Washington State Department of Commerce.

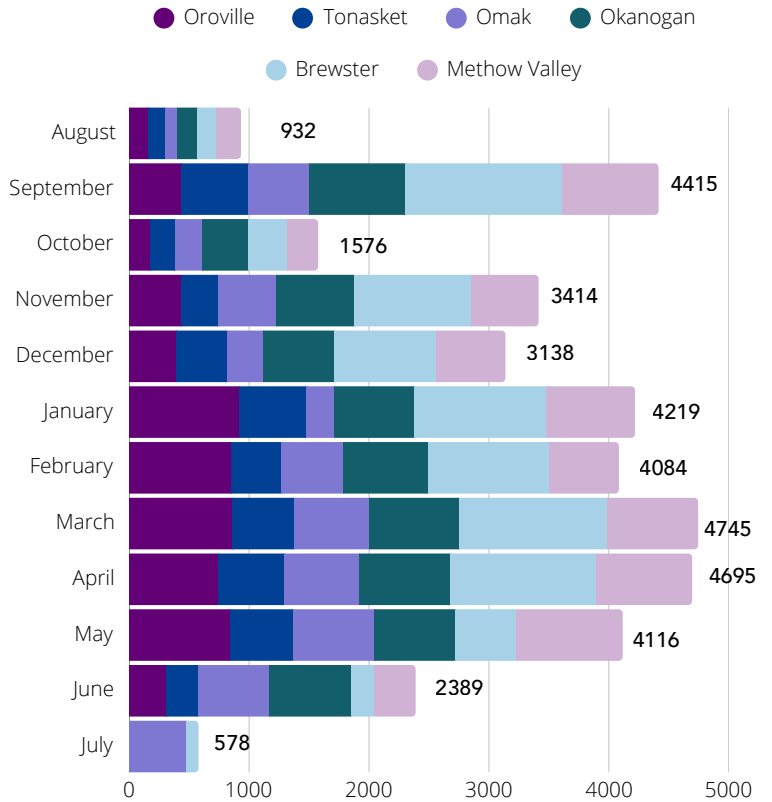
In 2024-2025, the grant was used to conduct a child care needs assessment in the Methow Valley - for families living, working, or receiving regular services in the area.

We confirmed that local families are in need of:

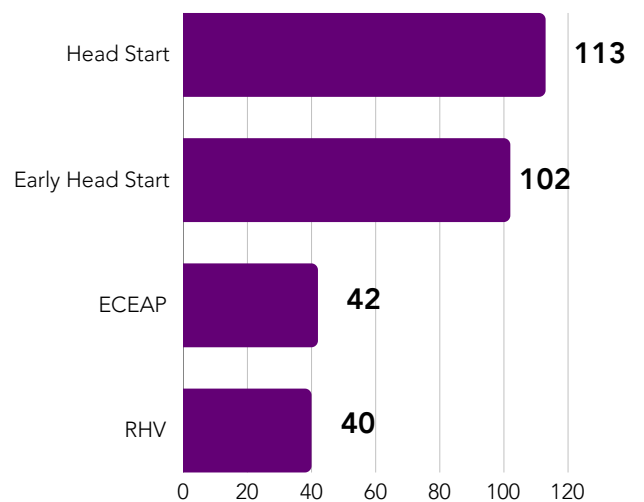
- Child care options for children from 0 – 13.
- Adequate child care options Monday – Friday before, during, and after work, as well as during seasonal school breaks.
- Child care options that are affordable for their family's financial situation.

Both the Omak-Okanogan Child Care Needs Assessment and the Methow Valley Child Care Needs Assessment can be found on our website!

MEALS SERVED EACH MONTH BY LOCATION

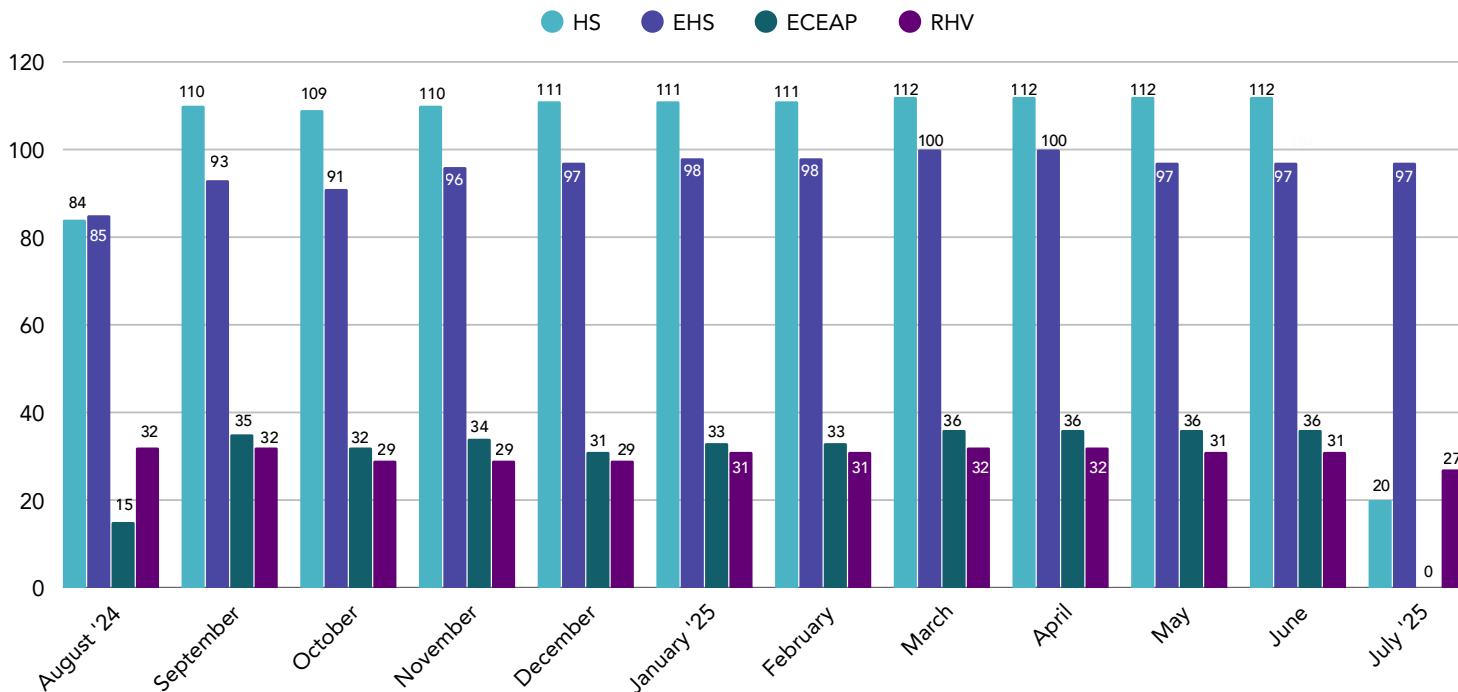


ELIGIBLE CHILDREN SERVED



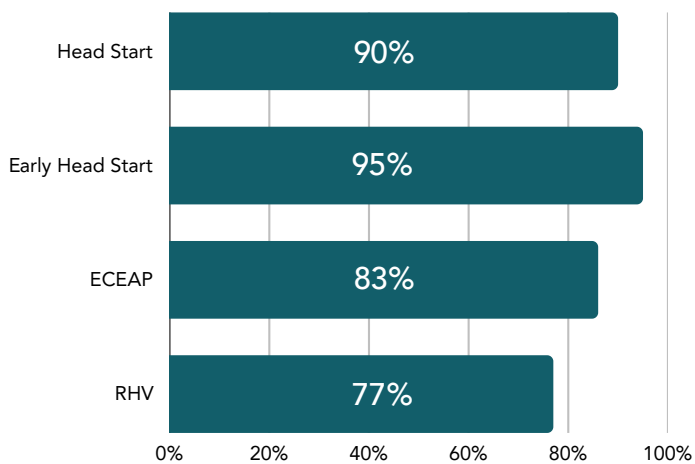
ENROLLMENT

HEAD START, EARLY HEAD START, AND ECEAP ENROLLMENT BY MONTH

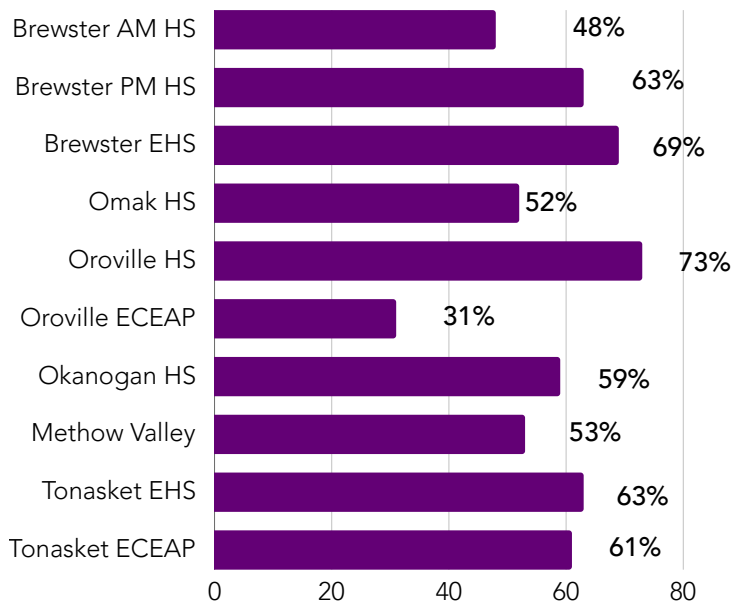


*Head Start Enrollment is impacted by part-year programs that do not operate in the summer months

AVERAGE MONTHLY ENROLLMENT AS A PERCENTAGE OF FUNDED SLOTS



CHILDREN RIDING THE BUS BY PROGRAM AND LOCATION



PRE-SCHOOL & PRENATAL TO THREE PROGRAMS

OCCDA provides pre-school programs for children ages three to five through Head Start and the Early Childhood Education Assistance Program (ECEAP).

OCCDA provides transportation or partners with local school districts (Methow Valley) to provide transportation to all children being served in pre-school programs whenever possible.

ECEAP AT A GLANCE

- 76.2% of families served had income below the federal poverty line.
- 45.2% of parents/guardians had less than a high school diploma.
- 50% of enrolled children aged out of our program; 100% of those children went on to Kindergarten.

HEAD START AT A GLANCE

- 49% of families served had income below the federal poverty line.
- 19% of families served met the definition for McKinney-Vento Homelessness.
- 45% Head Start Children aged out of our programs; 100% of those children went to Kindergarten.

Both the Early Head Start (EHS) and Rural Home Visiting (RHV) Programs provide home visiting services to expectant parents and children ages birth to three. The programs use the same curriculum, Parents as Teachers, which is an evidence-based curriculum designed to provide parents with child development knowledge and parenting support, provide early detection of developmental delays and health issues, prevent child abuse and neglect, and increase children's school readiness.

Brewster Early Head Start provides a school-day model classroom for toddlers, and the Tonasket Early Head Start center offers a program combining home visiting with two days of classroom time.

EARLY HEAD START AT A GLANCE

- 1,452 Home Visits were completed.
- 43% of families served had income below the federal poverty line.
- 23% of families served met the definition for McKinney-Vento Homelessness.
- 16% of Children aged out of Early Head Start; 76% of these children went on to Head Start or another early learning program.

RHV AT A GLANCE

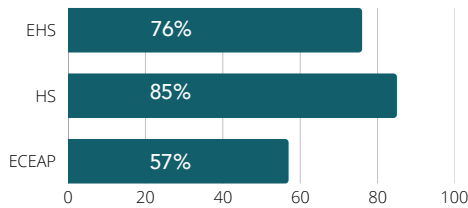
- 400 Home Visits completed.
- 73% of families served had income below the federal poverty line.
- 23% of parents/guardians had less than a high school diploma.
- 88% of families were linked to necessary community resources.
- 38% of enrolled children aged out; 88% of those children went on to Head Start or another early learning program.



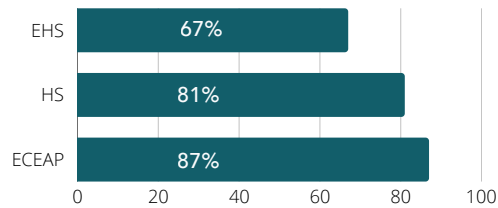
*Okanogan Head Start
circa April '25*

PERCENTAGE OF CHILDREN MEETING MILESTONES

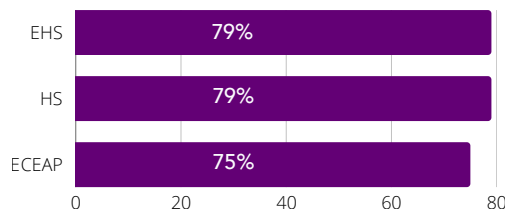
SOCIAL/EMOTIONAL



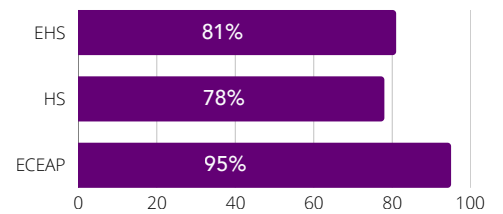
LANGUAGE



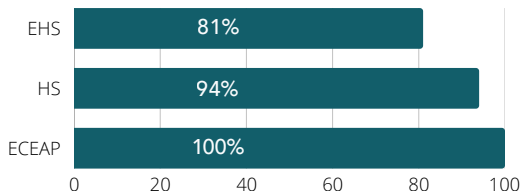
MATH



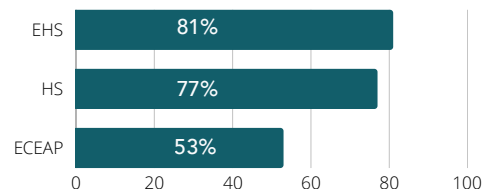
COGNITIVE



PHYSICAL

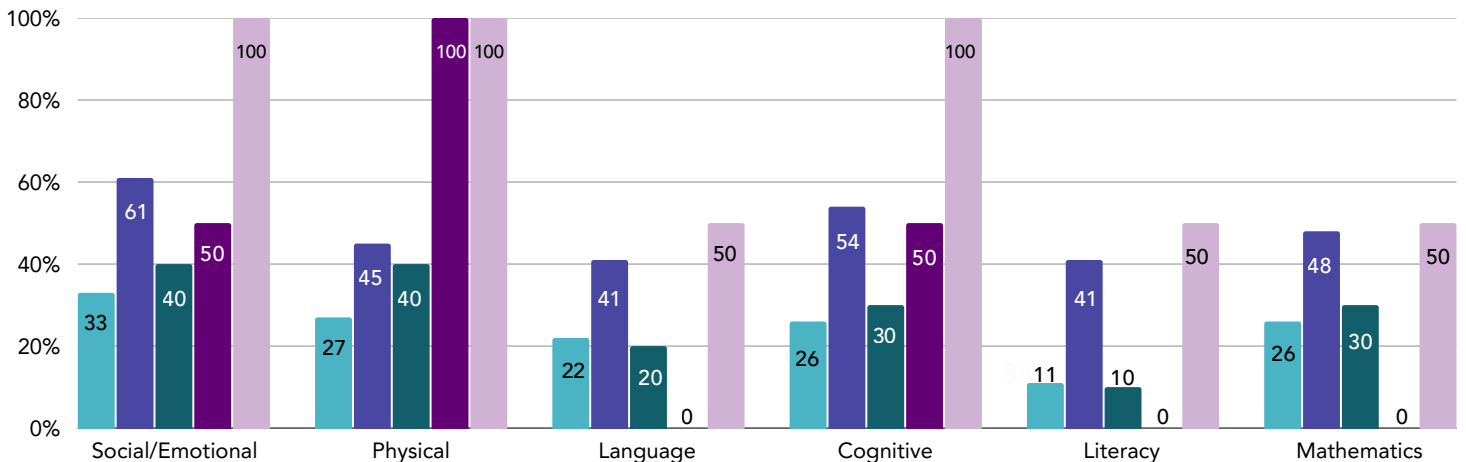


LITERACY



PERCENTAGE OF CHILDREN EXCEEDING MILESTONES BY YEARS ENROLLED

1 Year 2 Years 3 Years 4 Years 5 Years





Perinatal Mental Health (PMH) affects more than one in four adults in the United States, making emotional support during pregnancy and early parenting especially important. This year, we continued to grow our PMH program to ensure parents feel supported, heard, and connected throughout pregnancy and early parenting.

In partnership with Perinatal Support Washington (PS-WA) and DCYF, we provide Group Peer Support (GPS) sessions - a welcoming, non-judgmental space to talk about the emotional changes of parenthood without crisis or unsolicited advice.

For more details about our Peer Support Groups and to access Okanogan County's Perinatal Mental Health Resources Guide, which connects parents and caregivers to local and regional mental health services, crisis supports, and parent resources - please go to ocda.net/perinatal-mental-health-pmh/.

GPS AT A GLANCE

- 63 % report improved ability to respond to their baby's needs.
- 76% report feeling like this group made an important difference in their lives.

GROUPS HOSTED

- Omak In-Person - "Coffee & Cradleboards"
- Brewster In-Person "Mamas Unidas" (Spanish speaking)
- Virtual "We Are Where You Are" (English/Spanish)

"This group is incredibly life-giving. Every time I attend, I walk away encouraged, feeling heard and understood."

In the fall of 2024, in an effort to expand our reach, OCCDA collaborated with the Omak Elks Lodge and numerous local organizations to host our first Annual Community Baby Shower - bringing together over 50 attendees to enjoy a meal, connect with local providers, and participate in fun baby-themed games and activities. Thanks to generous community donations, every newborn family received a diaper bag filled with essentials like diapers, clothing, and toys, as well as chances to win high-value items such as strollers, a pack-and-play, a baby rocker, gift cards, maternal massage vouchers, and even a two-night "Baby Moon" hotel stay.

Building on the momentum and success of the event, OCCDA conducted a series of surveys to gather feedback from parents, local partners, and community members who participate in or refer families to our PMH services - seeking to ensure that our perinatal supports remain accessible, relevant, and responsive to community needs. Parents affirmed that parent support groups help them feel less alone, build connections with other caregivers, and provide a space to share concerns and frustrations.

Their input has been guiding our steps ever since, including offering more interactive and family-friendly opportunities to connect outside of traditional group settings. We launched our first Community Connection event — a series of weekly Zumba classes that gave caregivers a fun way to de-stress, build connections, and get active. Additional events are planned to continue throughout the year, with activities adapted based on participant feedback.

"It has helped me feel camaraderie with other parents, which has in turn helped normalize my feelings of stress and anxiousness as a parent. I am grateful for the connection I feel with this group, as I am quite isolated where I live and I also don't drive, so this group has allowed me to connect virtually on a more regular basis than I am used to."

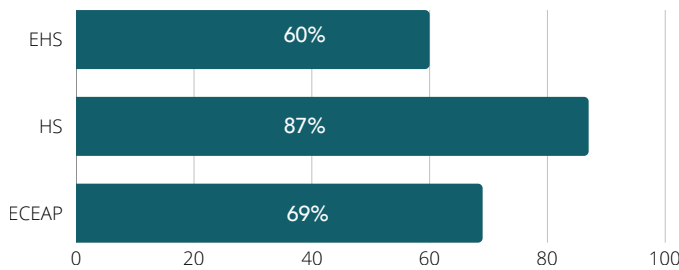
2024-2025 COMMUNITY ASSESSMENT

OCCDA assists families to obtain medical and dental care, attend appointments, and advocate for themselves and their children. OCCDA provides education to families regarding wellness and prevention, and contracts with a nurse consultant, nutritionist, and mental health consultants to provide additional services to children and families.

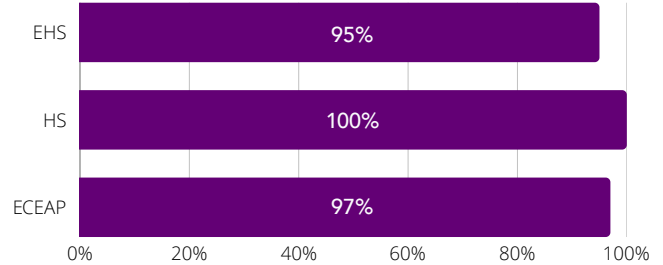
OCCDA partners with local providers, including Family Health Centers and Women, Infants, and Children (WIC) programs, to benefit families. These partnerships have enabled OCCDA to partner on dental screenings and lead testing for children.

OCCDA also has a Health and Mental Health Services Advisory Committee made up of local professional and community representatives that provide guidance and oversight for Health and Nutrition needs.

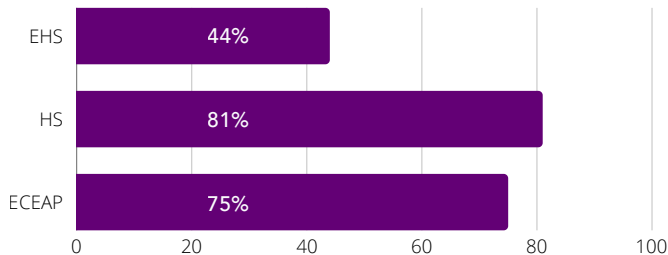
COMPLETE IMMUNIZATIONS APPROPRIATE FOR THEIR AGE



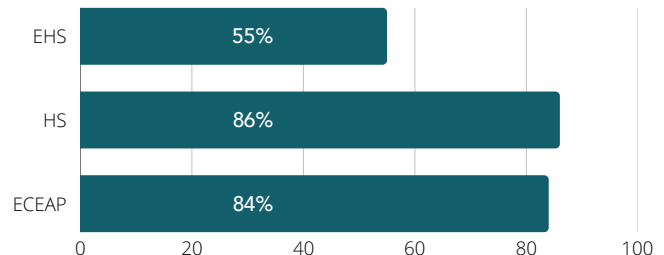
CHILDREN HAVE INSURANCE



CHILDREN HAVE A DENTAL HOME



CHILDREN HAVE A MEDICAL HOME



2024-2025 COMMUNITY ASSESSMENT

METHODOLOGY

Okanogan County Child Development Association (OCCDA) conducts a comprehensive community assessment every three years and performs an annual update to identify changes and new trends. The 2025 Community Assessment is an update to the comprehensive Community Assessment conducted in 2024, and it includes data that represents significant changes within our community. This includes data from the Child Care Needs Assessment conducted in the Methow Valley.

FINDINGS AND RECOMMENDATIONS

ECONOMY

Our communities continue to experience high poverty, particularly among children under the age of five (25.5%). Our working families often struggle to make ends meet – often making hard decisions to forego health insurance or other needs – 47% of families are living below the ALICE (Asset Limited, Income Constrained, Employed) Threshold. In the Northeast portion of Washington, which includes Okanogan County, 40% of households live below the Self-Sufficiency Standard. The median household income in Okanogan County is 37% lower than the state average. And, families are struggling with the costs of housing - 22.6% of Douglas County households and 26.1% of Okanogan County households are paying more than 30% of their income towards housing costs. Affordable housing remains a challenge in our communities.

CHILDCARE AND EARLY LEARNING

Only 12.5% of child care needs are met across all income levels and age groups in Okanogan County, and only 15% are met in Douglas County. In the North Central Region, there are Head Start and ECEAP-funded slots for 61% of the 2,784 children who qualify, and 74% of children DO NOT have access to licensed childcare. A lack of child care continues to impact regional employers, costing an estimated \$84M due to employee absenteeism, turnover, and lost productivity. The Childcare Needs Assessment in the Methow Valley highlighted community concerns surrounding childcare options that are affordable for each family's financial situation; adequate childcare options for infants, weekends, evenings, and summers; a diversity of childcare options, and standardization of supportive services.

HEALTH AND WELLBEING

The Washington State 2020 Home Visiting Needs Assessment remains the most recent analysis identifying counties at risk. Okanogan County was flagged at the county level, and both Okanogan and Douglas counties were identified as at-risk at the school locale level, based on factors such as socioeconomic status, maternal and child health, and domestic violence and crime. In addition, both counties continue to face substance use disorder (SUD) as a significant challenge affecting community health and resilience. Other identified concerns among infants and children include food insecurity, access to health care, infant health outcomes, immunization rates, and obesity.

- In Okanogan County, 14.1% of the population experiences food insecurity, while 9.2% in Douglas County experience food insecurity. There is a much greater percentage of the child population that experiences food insecurity - 23.1% in Okanogan County and 18.2% in Douglas County. Okanogan County has the 2nd highest food insecurity rate among children in the state, following close behind Ferry County.
- Both Okanogan and Douglas counties maintain Health Professional Shortage Area (HPSA) designations in at least one domain (primary care, dental, or mental health). These federal designations, updated quarterly, underscore the challenges rural residents face in securing timely and consistent medical and dental services. Our residents are also more likely not to have health insurance – In Okanogan County, 12.5% of residents are without health insurance, while in Douglas County, 11.1% of residents do not have insurance. Both figures are higher than the statewide rate of 7.3%.
- Among infants, county-level birth characteristics report point to modest improvements in infant health outcomes. The number of low birthweight infants fell in 2024. Similarly, singleton live births declined in 2024. While the overall number of births has been decreasing, the reduction in low birthweight rates suggests some positive movement in infant health indicators. Nationally, the average of children ever breastfed is 84% compared to Washington at 91%. Washington State WIC agencies report 49% of participating babies are fully formula-fed, and 51% are fully or partially breastfed. In Douglas County, 55% of infants were fully formula-fed and 45% fully or partially breastfed. Among the Colville Confederated Tribes WIC program and Okanogan County programs, 42% of infants are fully formula-fed, and 58% are fully or partially breastfed.

EARLY LEARNING OUTCOMES

Kindergarten readiness, as measured by the percentage of students entering kindergarten meeting all six areas of development and learning, is displayed by the local school district. The Methow Valley (76.5%) and Pateros (81.3%) have the highest percentage of students entering kindergarten meeting all areas. Bridgeport (16.7%), Paschal Sherman (16.2%), and Oroville (17.8%) have the lowest percentage, all falling below 20%.

COMMUNITY STRENGTHS

Identified community strengths focused on multiple community partnerships and outcomes from these, including Okanogan CHI's Health Impact Statement and the Okanogan County Housing Coalition's work on the five-year Housing Plan.

COMMUNITY OPPORTUNITIES

As of this writing, concerns about impacts regarding the state budget and changes at the federal level have been at the forefront. While these cuts will impact our communities, there are also unique opportunities for us to continue to work collaboratively on efforts to mitigate impacts and help families be able to access necessary resources.

Our communities continue to see a need for child care and early learning slots - these are integral in allowing families to work and boosting our local economy. Recent notice of loss of ECEAP slots in both Bridgeport and Omak counters the work that has been done in recent years. That being said, continuing the current work, including, but not limited to, the Child Care Needs Committees and the Strategic Plan developed by each, can help mediate this issue and bring to fruition solutions addressing child care.

State and federal funding cuts have the potential to impact families in many ways - cuts to SNAP, Medicaid, and other programs have an even greater impact on rural communities, such as Okanogan and Douglas counties, that are already under-resourced.

Funding changes impact families directly, and these can often be difficult to navigate and understand.

OCCDA contracts with an independent auditor annually for a single audit. The financial audit for the year-end December 2024 was performed by Cordell, Neher & Company. As of August 21, 2025 – they have issued a qualified opinion: "In our opinion, except for the possible effects of the matter described in the Basis for Qualified Opinion section of our report, the accompanying financial statements present fairly, in all material respects, the financial position of Okanogan County Child Development Association as of December 31, 2024 and 2023, and the changes in its net assets and its cash flows for the years then ended in accordance with accounting principles generally accepted in the United States of America." The full details of the findings are found here: <https://app.fac.gov/dissemination/summary/2024-12-GSAFAC-0000379783>

OCCDA also completed a fiscal review of the contract for the 2024 Department of Children, Youth, and Families (DCYF) - Home Visiting (HV) and the Early Childhood Education and Assistance Program (ECEAP). This audit entailed monitoring compliance. There was one exception with an overpayment, which OCCDA immediately corrected.

From October 7, 2024 through December 20, 2025, OCCDA underwent a Office of Head Start CLASS review, which included video recording of classroom observations. CLASS scores for each domain met or exceeded the thresholds required by the Head Start Performance Standards.

The Administration for Children and Families (ACF), Office of Head Start (OHS) conducted an on site Focus Area 2 (FA2) review from April 28, 2025 through May 2, 2025. This review provided an opportunity to demonstrate OCCDA's effectiveness in implementing a high-quality program for children and families served throughout the grant cycle. The findings included two areas of non-compliance, which required a corrective action plan.

- Child Health and Oral Health Status and Care - This finding relates to completing health determinations and ensuring this information is appropriately documented.
- Comprehensive Financial Management Structure and System - This finding relates to detailed completion of federal reporting,

2025 BUDGET

2025 Award	Head Start	ECEAP	RHV	CCPG	Small Grants	Farm To School	DCYF Other Grans	Expenditure Totals by Category
Salaries	\$3,008,817.00	\$333,937.14	\$144,334.92	\$35,127.73	\$84,732.40		\$100,170.75	\$3,707,119.94
Payroll Taxes and Fringe	\$772,328.00	\$91,137.92	\$50,399.00	\$8,687.27	\$24,025.77		\$26,653.06	\$973,231.02
Occupancy	\$333,873.00	\$39,656.00	\$11,610.00	\$350.00	\$0.00		\$0.00	\$385,489.00
Supplies	\$110,643.00	\$18,133.86	\$8,494.00	\$550.00	\$16,721.82		\$2,000.00	\$156,542.68
Child Travel	\$258,672.00	\$27,000.00			\$0.00		\$0.00	\$285,672.00
Nutrition	\$17,658.00	\$1,000.00			\$0.00	\$1,500.00	\$0.00	\$20,158.00
Staff Development	\$80,048.00		\$2,000.00		\$19,945.00		\$0.00	\$101,993.00
Equipment	\$0.00				\$0.00		\$0.00	\$0.00
Services	\$116,250.00	\$14,300.00	\$14,528.00	\$8,050.00	\$500.00		\$4,950.00	\$158,578.00
Contracted Services	\$102,345.00	\$9,350.00			\$13,652.00		\$0.00	\$125,347.00
Parent Activities	\$15,500.00			\$5,700.00	\$250.00		\$0.00	\$21,450.00
Staff Travel	\$16,000.00	\$3,900.00	\$2,718.00	\$3,266.82	\$1,300.00		\$580.00	\$27,764.82
Miscellaneous/Other	\$0.00				\$2,500.00		\$0.00	\$2,500.00
Concrete Needs/Resuce Funds	\$0.00				\$0.00		\$0.00	\$0.00
Indirect	\$0.00		\$17,754.00	\$6,173.18	\$1,818.18		\$0.00	\$25,745.36
Total	\$4,832,134.00	\$538,414.92	\$251,837.92	\$67,905.00	\$165,445.17	\$1,500.00	\$134,353.81	\$5,991,590.82

FUNDING RECEIVED

Totals by fund source	Expenditures	Award
	2024	2025
Health and Human Services (Head Start and Early Head Start)	\$4,572,278.12	\$4,832,134.00
Division of Children, Youth, and Families (Early Childhood Education and Assistance Program)	\$536,588.26	\$538,414.92
Division of Children, Youth, and Families (Rural Home Visiting/MIECHV)	\$245,554.06	\$251,837.92
Division of Children, Youth, and Families (Other Grants)	\$93,835.23	\$134,353.81
United States Department of Agriculture	\$11,500.00	\$1,500.00
Community Grants/Donation for IL	\$1,895.47	\$2,500.00
Other Small Grants	\$54,916.78	\$132,945.17
WA State Dept of Commerce	\$35,954.15	\$67,905.00
Total funding received:	\$5,552,522.07	\$5,961,590.82

FINANCIAL STATEMENT

	2024						
	Head Start	Program services			Total	General and administrative	Total
Salaries	\$ 2,526,471	\$ 434,065	\$ 186,916	\$ 99,029	\$ 3,246,481	\$ 504,424	\$ 3,750,905
Payroll taxes and fringe benefits [Note 10]	652,954	104,357	55,268	23,300	835,879	91,879	927,758
Occupancy [Notes 6 and 9]	293,638	31,505	10,980	6,451	342,574	29,118	371,692
Child travel	180,537	16,172	423	(14,842)	182,290	2,266	184,556
Contracted services	96,880	9,562	3,595	3,568	113,605	59,183	172,788
Nutrition	13,257	(9,462)	99	117,259	121,153	692	121,845
Supplies	61,846	7,729	3,373	30,106	103,054	5,334	108,388
Staff development	57,509	7,208	430	12,402	77,549	6,403	83,952
Services	51,236	5,256	3,489	3,699	63,680	9,386	73,066
Parent activities	4,402	13,980	9,921	6,999	35,302	(150)	35,152
Staff travel	3,829	1,112	73	1,105	6,119	10,017	16,136
Equipment	4,570	5,775	-	-	10,345	-	10,345
Total expenses	3,947,129	627,259	274,567	289,076	5,138,031	718,552	5,856,583
General and administrative Allocated to programs	624,869	61,980	21,384	10,319	718,552	(718,552)	-
Total expenses	\$ 4,571,998	\$ 689,239	\$ 295,951	\$ 299,395	\$ 5,856,583	\$ -	\$ 5,856,583

GET INVOLVED

OCCDA values parents as the primary teachers of their children. OCCDA offers many opportunities for parents to be involved. Parents are provided opportunities to participate in Socializations and Family Activity nights at each center. Centers coordinate educational opportunities for parents, including CPR and First Aid training and Conscious Discipline Training. Each Center has a Center Parent Committee where parents have the opportunity to participate in decision-making. Each center elects representatives from the Center Parent Committee to serve on the Parent Policy Council, which is one of OCCDA's governing boards. Policy Council members provide oversight and recommendations to our agency and have the opportunity to participate in many other leadership opportunities locally, regionally, and at the State level.

We have opportunities to volunteer in classrooms and serve on the Health and Mental Health Services Advisory Committee, PMH Task Force, Policy Council, and Board of Directors. Please call (509) 826-2466 to learn more.

Staff

Jodi DeCesari - Executive Director
Vicki Good - Program Director
Julie Hurlbert - Director of Administration

Board of Directors

Aliya Quidwai, Chair
Melanie Bailey, Vice Chair
Veronica Carrillo, Secretary/Treasurer
Sue Root
Stacey Okland
Jamie Grover, PC Liason

Policy Council

Katie Cruz, Chair
Yuri Morales, Vice Chair
Yuni Diaz, Secretary
Victor Maldonado
Amanda Martin
Karen Garcia
Katie Brady
Alexis Port
Michelle Erikson

In accordance with federal civil rights law and U.S. Department of Agriculture (USDA) civil rights regulations and policies, this institution is prohibited from discriminating on the basis of race, color, national origin, sex (including gender identity and sexual orientation), religious creed, disability, age, political beliefs, or reprisal or retaliation for prior civil rights activity.



Parents as Teachers.



Washington State Department of
CHILDREN, YOUTH & FAMILIES

OKANOGAN CHILD DEVELOPMENT
ASSOCIATION ANNUAL REPORT