

2023-2024

ANNUAL REPORT

OKANOGAN COUNTY
CHILD DEVELOPMENT
ASSOCIATION

127 N. JUNIPER ST.
OMAK, WA 98841

Website: www.ocdda.net
Telephone: 1-509-826-2466
Email: hr@ocdda.net



WORDS FROM OUR EXECUTIVE DIRECTOR

Our 2023-2024 program offered exciting opportunities for our organization and children and families we serve.

We were awarded a Child Care Partnership Grant, which supports the child care needs assessment process in our communities. This will allow us not only to determine what child care needs families have, but to develop locally driven strategies to address these needs.

We had the opportunity to attend the statewide Imagination Library of Washington celebration event with Dolly Parton.

Each year we provide leadership and advocacy opportunities to families. This year, one of our parents traveled with staff to Olympia and advocated with legislators during the annual Washington State Head Start and ECEAP Advocacy Day.

Our staff participated in multiple community events, including, but not limited to Kickin' it with COPS, Rebuild Beautiful Walk/Run, Okanogan County Fair, Winthrop Kiwanis Easter Egg Hunt and BBQ, and OBHC's Color Walk.

Our employees provided outstanding services to local children and their families:

- 353 children served in our pre-school and home visiting programs
- 1,892 home visits provided by Early Head Start and Rural Home Visiting Programs
- 1,839 children served by our Imagination Library Program affiliate
- 436 children turned five and graduated from the Imagination Library Program
- 38,284 meals served to children in our programs
- 61% of families utilized our bus services



I am excited to share with you how we are changing the lives of children and families.

Jodi DeCesari
OCCDA'S EXECUTIVE DIRECTOR

MISSION STATEMENT

Changing the lives of children and families through learning.

OCCDA provides services throughout our communities with nine centers located in Oroville, Tonasket, Omak, Okanogan, Brewster, Bridgeport, and the Methow Valley.

IMPORTANT ABBREVIATIONS

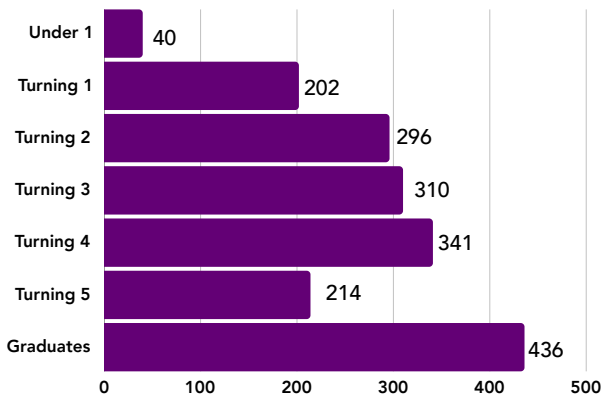
HS-Head Start EHS- Early Head Start

RHV - Rural Home Visiting PMH - Perinatal Mental Health

ECEAP-Early Childhood Education and Assistance Program

OUR 2023-2024 YEAR AT A GLANCE

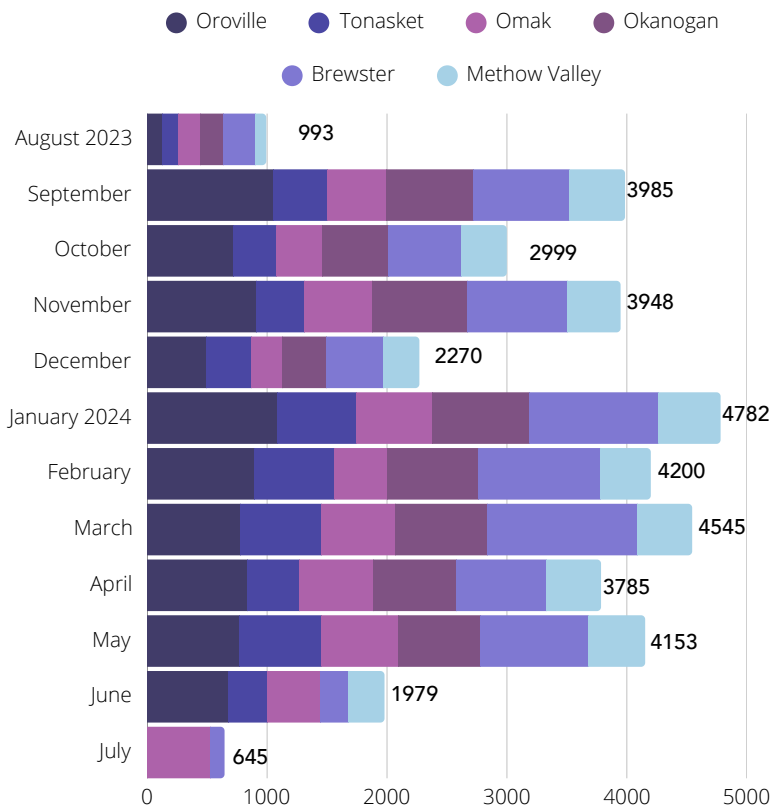
DOLLY PARTON'S IMAGINATION LIBRARY PROGRAM: CHILDREN SERVED BY AGE GROUP



Our Dolly Parton's Imagination Library affiliation grew an additional 17% during the 2023-2024 program year. We served a total of 1,839 children from 8/23-8/24. This program is funded 100% through generous community donations and sponsorships.

THANK YOU TO OUR 2024 IMAGINATION LIBRARY MAJOR DONORS!

MEALS SERVED EACH MONTH BY LOCATION



CHILD CARE PARTNERSHIP GRANT (CCPG)

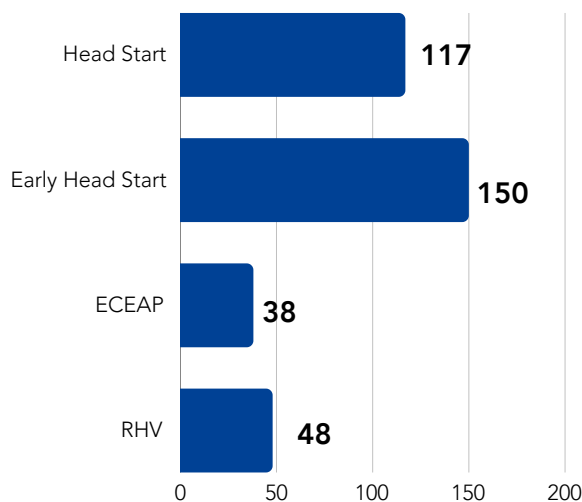
In 2023, OCCDA was awarded a Child Care Partnership Grant from the Washington State Department of Commerce. The grant was used to conduct a child care needs assessment in Omak and Okanogan for families living, working, or receiving regular services in the area.

We confirmed local families are in need of:

- Child care options for children from 0 – 13.
- Adequate child care options Monday – Friday before, during, and after work.
- Child care options that are affordable for their family's financial situation.

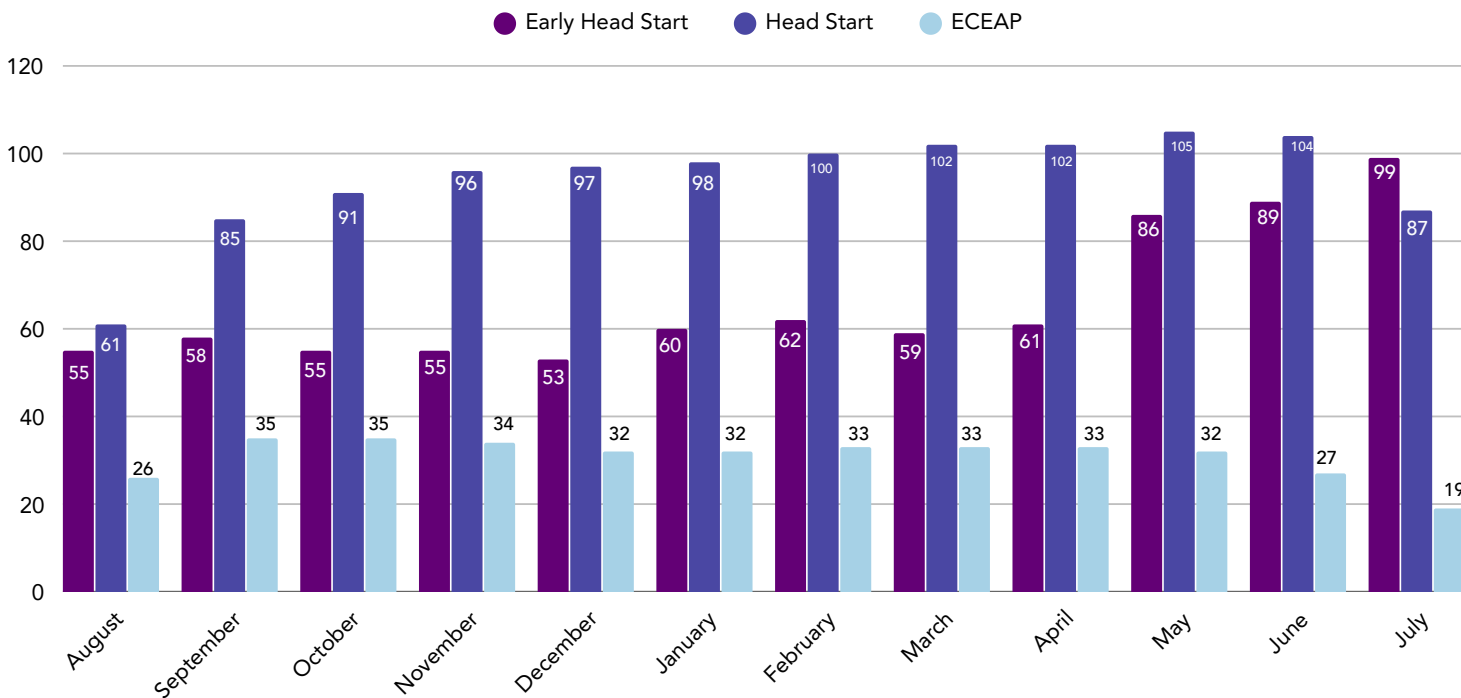
Be on the lookout for our needs assessment with more details about our findings!

ELIGIBLE CHILDREN SERVED



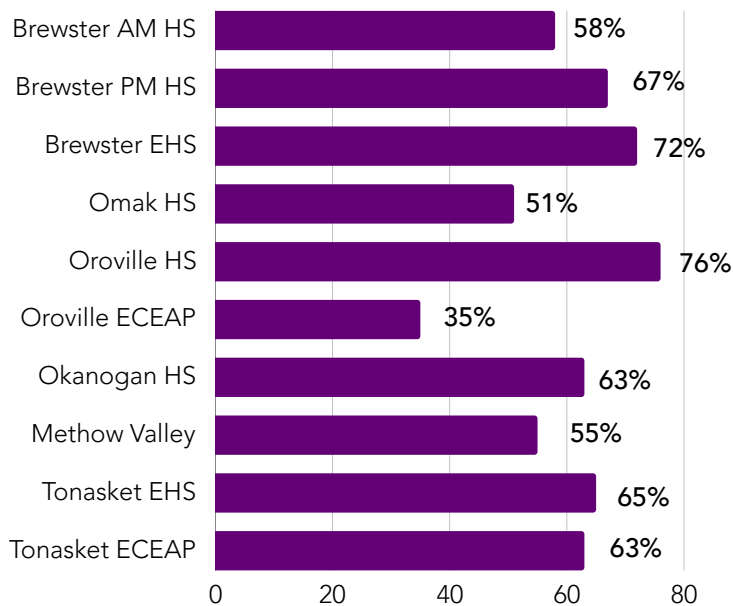
ENROLLMENT

HEAD START, EARLY HEAD START, AND ECEAP ENROLLMENT BY MONTH

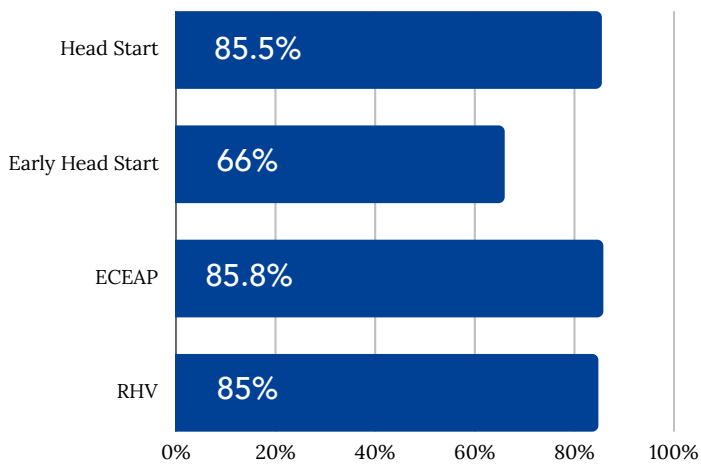


*Head Start Enrollment is impacted by part-day programs that do not operate in the summer months

CHILDREN RIDING THE BUS BY PROGRAM AND LOCATION



AVERAGE MONTHLY ENROLLMENT AS A PERCENTAGE OF FUNDED SLOTS



OCCDA provides pre-school programs for children ages three to five through Head Start and the Early Childhood Education Assistance Program (ECEAP).

OCCDA provides transportation or partners with local school districts (Methow Valley) to provide transportation to all children being served in pre-school programs whenever possible.

ECEAP AT A GLANCE

- 68.4% of families served had income below the federal poverty line.
- 18.4% of families identified Spanish as their primary language.
- 31.6% of parents/guardians had less than a high school diploma.
- 65.8% of enrolled children aged out of our program; 100% of those children went on to Kindergarten.

HEAD START AT A GLANCE

- 50% of families served had income below the federal poverty line.
- 18% of families served met the definition for McKinney-Vento Homelessness.
- 44% of Head Start Families identified Spanish as their Primary Language.
- 46% Head Start Children aged out of our programs; 100% of those children went to Kindergarten.

Both the Early Head Start (EHS) and Rural Home Visiting (RHV) Programs provide home visiting services to expectant parents and children ages birth to three. The programs use the same curriculum, Parents as Teachers, which is an evidence-based curriculum designed to provide parents with child development knowledge and parenting support, provide early detection of developmental delays and health issues, prevent child abuse and neglect, and increase children's school readiness. Frequency and length of home visits depends on the program that children are enrolled in and the needs of the child and family.

Brewster Early Head Start provides a school-day model classroom for toddlers, and the Tonasket Early Head Start center offers a program combining home visiting with two days of classroom time.

RHV AT A GLANCE

- 443 Home visits completed
- 69% of families served had income below the federal poverty line
- 23% of parents/guardians had less than a high school diploma
- 88% of families were linked to necessary community resources
- 14% of enrolled children aged out; 83% of those children went on to Head Start or another early learning program

EARLY HEAD START AT A GLANCE

- 1449 Home Visits were completed.
- 44% of families served had income below the federal poverty line
- 22% of families served met the definition for McKinney-Vento Homelessness
- 58% of Families identified Spanish as their Primary Language
- 17% of Children aged out of Early Head Start; 75% of these children went on to Head Start or another early learning program



Perinatal Mental Health (PMH) impacts 27% of adults in the United States. In collaboration with Perinatal Support Washington (PS-WA) and DCYF, OCCDA has established parent support groups for families in the community.

These groups are designed to support families from conception (pre-pregnancy) through the second year postpartum. They offer social support, connections to local services and resources, guidance on navigating available resources, and more. Even when things are going well, many families benefit from extra support. Group Peer Support (GPS) sessions provide a safe, welcoming, and non-judgmental environment to discuss the emotional transitions of parenthood.

"It is really amazing to hear the experiences of more moms like me and to know that there are different ways to solve life's situations. So today this group has changed the way I look at life and enjoy it."

GPS AT A GLANCE

- 55 % of participants reported improved ability to respond to their baby's needs.
- 45% of parents were more likely to share their feelings with a health care professional after participating in the group.

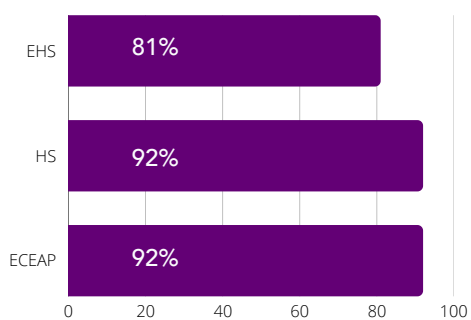
"...my feelings are valid."

GROUPS HOSTED

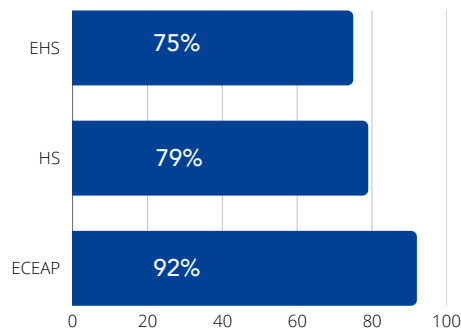
- Omak In-Person - "Coffee & Cradleboards"
- Brewster In-Person "Mamas Unidas" (Spanish speaking)
- Virtual "We Are Where You Are" (English/Spanish)

PERCENTAGE OF CHILDREN MEETING MILESTONES

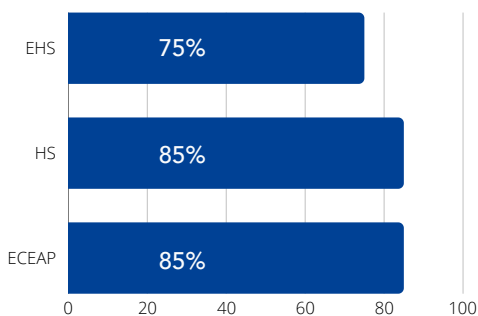
SOCIAL/EMOTIONAL



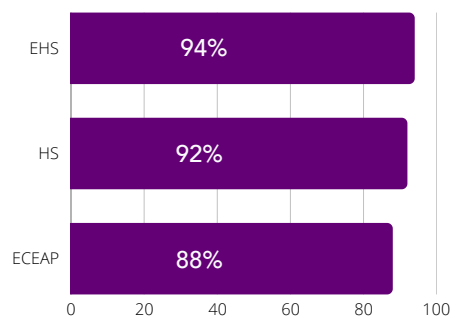
LANGUAGE



MATH



COGNITIVE



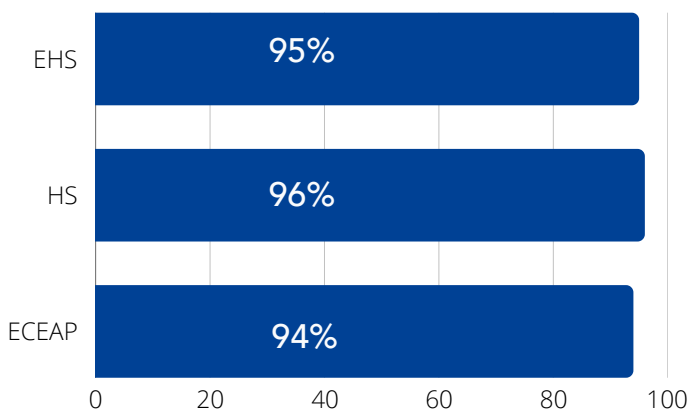
HEALTH SERVICES

OCCDA assists families to obtain medical and dental care, attend appointments, and advocate for themselves and their children. OCCDA provides education to families regarding wellness and prevention and contracts with a nurse consultant, nutritionist, and mental health consultants to provide additional services to children and families.

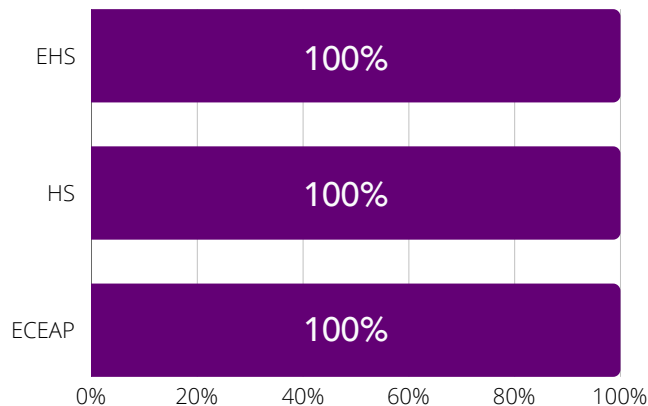
OCCDA partners with local providers, including Family Health Centers and Women, Infants, and Children (WIC) programs to benefit families. These partnerships have enabled OCCDA to partner on dental screenings and lead testing for children.

OCCDA also has a Health Services Advisory Committee made up of local professional and community representatives that provide guidance and oversight for Health and Nutrition needs.

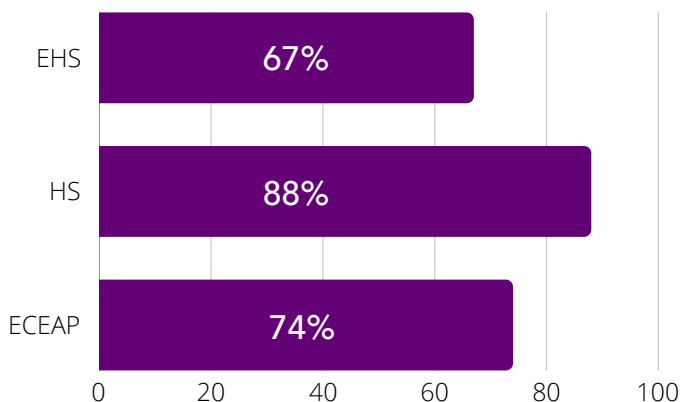
COMPLETE IMMUNIZATIONS APPROPRIATE FOR THEIR AGE



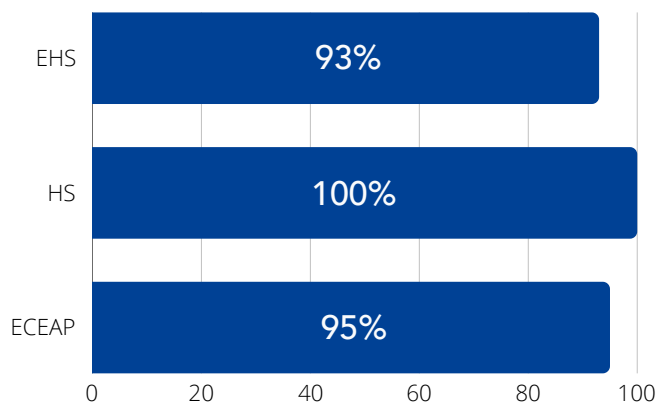
CHILDREN HAVE INSURANCE



CHILDREN HAVE A DENTAL HOME



CHILDREN HAVE A MEDICAL HOME



FINANCIAL



OCCDA contracts out annually for an independent single audit. The financial audit for year-end December 2022 was performed by Cordell, Neher & Company. As of December 19, 2024 – they have issued a qualified opinion: "We have audited the financial statements of Okanogan County Child Development Association (a nonprofit corporation) (the Association), which comprise the statements of financial position as of December 31, 2022 and 2021, and the related statements of activities and changes in net assets, functional expenses and cash flows for the years then ended, and the related notes to the financial statements. In our opinion, except for the possible effects of the matter described in the Basis for Qualified Opinion section of our report, the accompanying financial statements present fairly, in all material respects, the financial position of Okanogan County Child Development Association as of December 31, 2022 and 2021, and the changes in its net assets and its cash flows for the years then ended in accordance with accounting principles generally accepted in the United States of America."

The full details of the findings are found here: <https://app.fac.gov/dissemination/summary/2022-12-GSAFAC-0000062942>. A corrective action plan was immediately implemented.

OCCDA completed a fiscal review of the 2023 contract with Department of Children, Youth, and Families (DCYF) - Home Visiting (HV) and the Early Childhood Education and Assistance Program (ECEAP). This audit entailed monitoring compliance. There was one exception with on overpayment, and OCCDA immediately corrected this identified issue.

Child and Adult Care Food Program (CACFP) conducted an onsite administrative review. Training and technical assistance was provided during the review. There were four areas for corrective action during the review. Staff Training is provided, but the correct sign in sheet was not used; recipes did not reflect all the required areas; a mathematical error in meal counts; and monitors during one meal didn't meet the requirements. A corrective action plan has been implemented to avoid future areas of concern.

Finally, OCCDA successfully completed an virtual program monitoring site visit for the Rural Home Visiting program. The review highlighted the following during the site visit:

- PAT Model Fidelity: SFY23 met 20 of 21 Essential Requirements. Preparing for Quality Endorsed Improvement Process.
- Reviewed personnel files for new hires and recently completed background checks – complete per review of requested documents.
- The program files and policies are well written, well organized, and easy to review – no items for follow-up.
- We completed five case file reviews – consents, assessments, screenings, family demographics and other specific areas within Visit Tracker.
- PAT Program enrollment trends in SFY24: consistently enrolled 85% or higher.
- The team demonstrated dedication and advocacy for the families they serve.

FINANCIAL

2024 BUDGET

	Head Start	ECEAP	ECEAP Complex Needs	RHV	CCPG	CACFP	Small Grants	Totals by Category
Salaries	\$3,183,851.00	\$341,080.14	\$68,210.93	\$152,899.00	\$30,808.80	\$0.00	\$36,632.39	\$3,813,482.26
Payroll Taxes and Fringe	\$712,297.00	\$79,102.03	\$19,989.07	\$43,745.00	\$8,138.15	\$0.00	\$4,264.00	\$867,535.25
Occupancy	\$301,695.00	\$13,054.00	\$0.00	\$0.00	\$4,304.32	\$0.00	\$100.00	\$319,153.32
Supplies	\$82,851.00	\$31,364.22	\$0.00	\$21,269.06	\$7,427.61	\$0.00	\$12,166.01	\$155,077.90
Child Travel	\$187,200.00	\$35,975.68	\$0.00	\$0.00	\$3,466.82	\$0.00	\$1,000.00	\$227,642.50
Nutrition	\$12,000.00	\$2,500.00	\$0.00	\$0.00	\$0.00	\$92,872.00	\$11,500.00	\$118,872.00
Staff Development	\$40,977.00	\$0.00	\$0.00	\$4,075.00	\$0.00	\$0.00	\$5,335.00	\$50,387.00
Equipment	\$0.00	\$0.00	\$0.00	\$0.00	\$0.00	\$0.00	\$0.00	\$0.00
Services	\$102,100.00	\$0.00	\$0.00	\$3,065.00	\$6,154.30	\$0.00	\$1,500.00	\$112,819.30
Contracted Services	\$127,500.00	\$7,250.00	\$0.00	\$3,250.00	\$0.00	\$0.00	\$4,240.00	\$142,240.00
Parent Activities	\$18,590.00	\$0.00	\$0.00	\$0.00	\$0.00	\$0.00	\$0.00	\$18,590.00
Staff Travel	\$13,000.00	\$2,200.00	\$0.00	\$4,270.00	\$0.00	\$0.00	\$1,070.00	\$20,540.00
Miscellaneous/Other	\$50,074.00	\$0.00	\$0.00	\$0.00	\$0.00	\$0.00	\$2,500.00	\$52,574.00
Concrete Needs/Resuce Funds	\$0.00	\$11,000.00	\$0.00	\$0.00	\$0.00	\$0.00	\$0.00	\$11,000.00
Indirect	\$0.00	\$0.00	\$0.00	\$0.00	\$0.00	\$0.00	\$0.00	\$0.00
Total	\$4,832,135.00	\$523,526.07	\$88,200.00	\$232,573.06	\$60,300.00	\$92,872.00	\$80,307.40	\$5,909,913.53

FUNDING RECEIVED

Totals by fund source	Expenditures 2023	Award 2024
Health and Human Services (Head Start and Early Head Start)	\$4,722,336.00	\$4,832,135.00
Division of Children, Youth, and Families (Early Childhood Education and Assistance Program)	\$560,124.00	\$523,526.07
Division of Children, Youth, and Families (Rural Home Visiting/MIECHV)	\$223,458.00	\$232,573.06
Division of Children, Youth, and Families (Other Grants)	\$100,877.00	\$110,200.00
United States Department of Agriculture	\$104,500.00	\$92,872.00
Community Grants/Donation for IL	\$9,418.34	\$2,500.00
First 5	\$19,333.32	\$13,000.00
Other (Farm to school, Community Foundation)	\$1,204.00	\$25,500.00
WA State Dept of Commerce	\$0.00	\$60,300.00
Tribal Early Learning Fund	\$0.00	\$11,785.00
WA Arts Commision	\$0.00	\$5,522.40
Division of Children, Youth, and Families Equity Grant	\$0.00	\$0.00
Total funding received:	\$5,741,250.66	\$5,909,913.53

FINANCIAL STATEMENT

	2022						General and Administrative	Total
	Program services				Total			
	Head Start	ECEAP	RHV	Other	Total			
Salaries	\$ 2,321,501	\$ 315,289	\$ 132,153	\$ 39,867	\$ 2,808,810	\$ 556,995	\$ 3,365,805	
Payroll taxes and fringe benefits [Note 11]	449,759	59,157	31,113	7,049	547,078	105,130	652,208	
Occupancy [Notes 7 and 10]	393,757	37,210	13,565	154	444,686	42,243	486,929	
Supplies	137,553	28,663	10,126	12,653	188,995	16,165	205,160	
Child travel	158,853	14,903	1,937	-	175,693	5,759	181,452	
Contracted services	79,343	7,058	393	7,212	94,006	55,897	149,903	
Equipment	124,020	-	-	-	124,020	-	124,020	
Services	82,993	3,959	6,404	3,220	96,576	24,459	121,035	
Staff development	77,498	11,116	4,788	7,328	100,730	13,202	113,932	
Nutrition	61,207	24,410	131	574	86,322	8,568	94,890	
Parent activities	7,995	4,552	11,430	10,282	34,259	38	34,297	
Staff travel	11,544	715	1,974	680	14,913	4,736	19,649	
Total expenses	3,906,023	507,032	214,014	89,019	4,716,088	833,192	5,549,280	
General and Administrative Allocated to Programs	736,564	70,320	22,001	4,307	833,192	(833,192)	-	
Total expenses	\$ 4,642,587	\$ 577,352	\$ 236,015	\$ 93,326	\$ 5,549,280	\$ -	\$ 5,549,280	

GET INVOLVED

OCCDA values parents as the primary teacher of their children. OCCDA offers many opportunities for parents to be involved. Parents are provided opportunities to participate in Socializations and Family Activity nights at each center. Centers coordinate educational opportunities for parents, including CPR and First Aid training and Conscious Discipline Training. Each Center has a Center Parent Committee where parents have the opportunity to participate in decision-making. Each center elects representatives from the Center Parent Committee to serve on the Parent Policy Council, which is one of OCCDA's governing boards. Policy Council members provide oversight and recommendations to our agency and have the opportunity to participate in many other leadership opportunities locally, regionally, and at the State level.

Our parent are the largest group of volunteers. We have opportunities to volunteer in classrooms and serve on the Health Services Advisory Committee, Policy Council, and Board of Directors. Please call (509) 826-2466 to learn more.

Staff

Jodi DeCesari - Executive Director
 Vicki Good - Program Director
 Julie Hurlbert - Fiscal/HR Director

Policy Council

Katie Cruz, Chair	Yuri Morrales
Chelsea Jones, Vice Chair	Maria Gonzalez
Karen Garcia	Katie Brady
Kaley Johnson	Jillian Stevie

Board of Directors

Aliya Quidwai, Chair
 Sue Root, Vice Chair
 Veronica Carrillo, Secretary/Treasurer
 Melanie Bailey

In accordance with federal civil rights law and U.S. Department of Agriculture (USDA) civil rights regulations and policies, this institution is prohibited from discriminating on the basis of race, color, national origin, sex (including gender identity and sexual orientation), religious creed, disability, age, political beliefs, or reprisal or retaliation for prior civil rights activity.

