



OKANOGAN COUNTY CHILD DEVELOPMENT ASSOCIATION

2021-2022

ANNUAL REPORT



Address: 127 N. Juniper St. Omak, WA 98841

Website: www.ocdda.net

Telephone: 1-509-826-2466

Email: info@ocdda.net



TABLE OF CONTENTS

- 01** Words from our Executive Director
Important Abbreviations
- 02** Our year at a glance
Total Children Served
Children In Home Visiting and Classroom Programs Served by Location
- 03** Dolly Parton's Imagination Library Program
Children Served by Community
Meals served each month by location
Children Served by Program
- 04** Enrollment
Head start and Early head start Enrollment by month
Percentage of eligible children served
- 05** Financial
Funding received
- 06** Financial Statement
2022 Budget
Get Involved
- 07** Preschool Programs
ECEAP at a glance
Head Start at a glance
- 08** Prenatal to three Programs
Early Head Start at a glance
RHV at a glance
- 09** Outcomes
Percentage of Children Meeting Milestones
- 10** Perinatal Mental Health
- 11** Health Services
Children with Dental and Medical Homes
Completed Immunizations (appropriate for their age)
Children have Health Insurance
- 12** Our Leadership
Staff
Board of Directors
Policy Council

WORDS FROM OUR EXECUTIVE DIRECTOR



Our 2021-2022 program year sprung with hope as we began many of the COVID-19 recovery processes - we began the program year with in person classes, returned to in person home visiting, and began to hold in person family events and activities.

Our Operations Department was able to secure a new building allowing for space for events and a shop to allow them to do all the work necessary to maintain our 13 facilities, buses, and vehicles.

We received a Perinatal Mental Health Capacity Building grant and were able to develop a Task Force with community partners and provide peer support groups for parents and caregivers. Our Imagination Library affiliate saw a huge boost as Washington State began a statewide Imagination Library program and provide match funding to provide books in our local communities.

And, we looked at ways to navigate the nationwide early learning workforce challenges by improving staff wages and benefits.

I am excited to share with you the work that was done throughout the year. We are changing the lives of children and families!

JODI DECESARI

EXECUTIVE DIRECTOR

IMPORTANT ABBREVIATIONS

HS-Head Start **EHS**- Early Head Start **RHV** - Rural Home Visiting **ECEAP**-Early Childhood Education and Assistance Program

MISSION STATEMENT

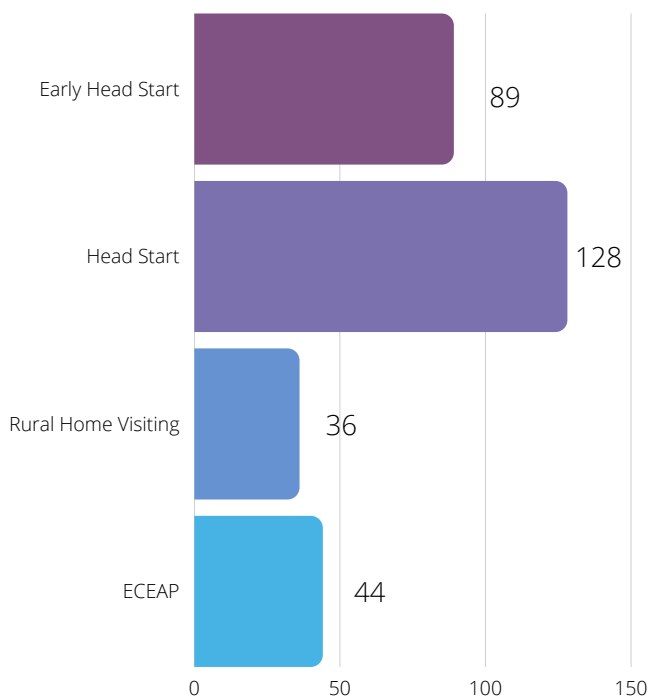
"Changing the lives of children and families through learning."

OUR 2021-2022 YEAR AT A GLANCE

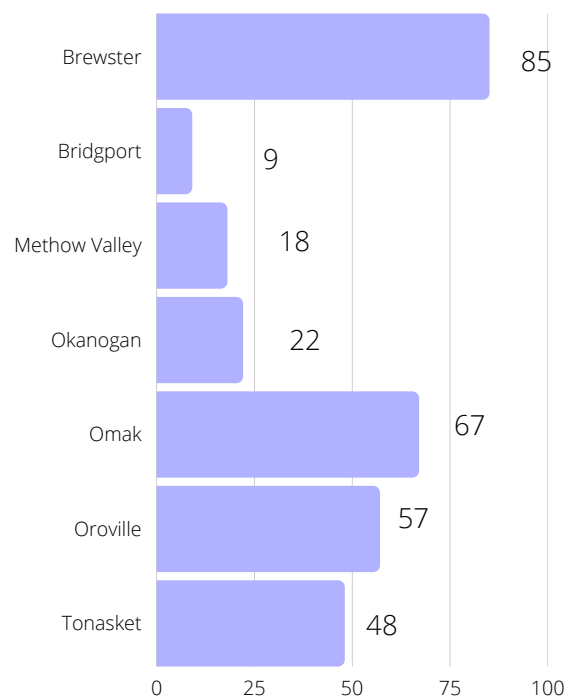
OCCDA provides services throughout our communities with nine centers located in Oroville, Tonasket, Omak, Okanogan, Brewster, Bridgeport, and the Methow Valley.

- 297 Children served in our pre-school and home visiting programs
- 41% of children in Head Start and ECEAP transitioned to Kindergarten.
- 888 Children served by our Imagination Library Program affiliate.
- 1,713 Home visits provided by Early Head Start and Rural Home Visiting programs
- 37,105 Meals served to children both at centers and delivered to their homes.
- 29% of employees are current or past parents of enrolled children.

TOTAL CHILDREN SERVED

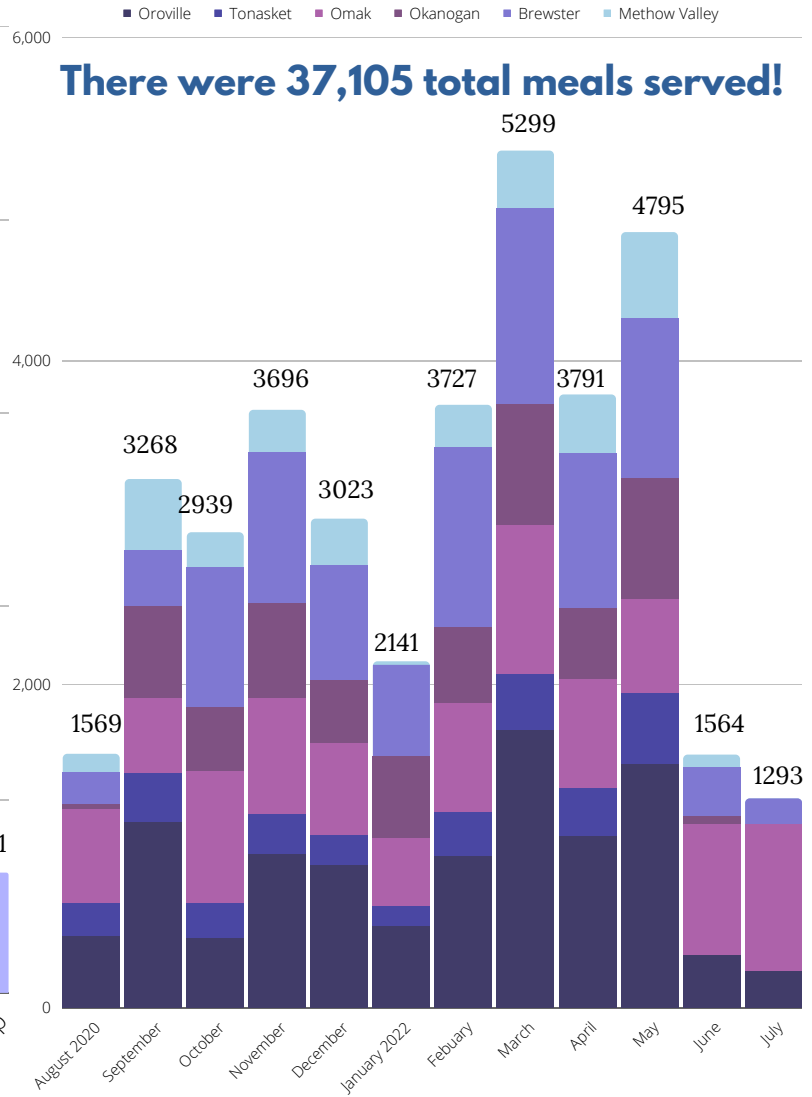
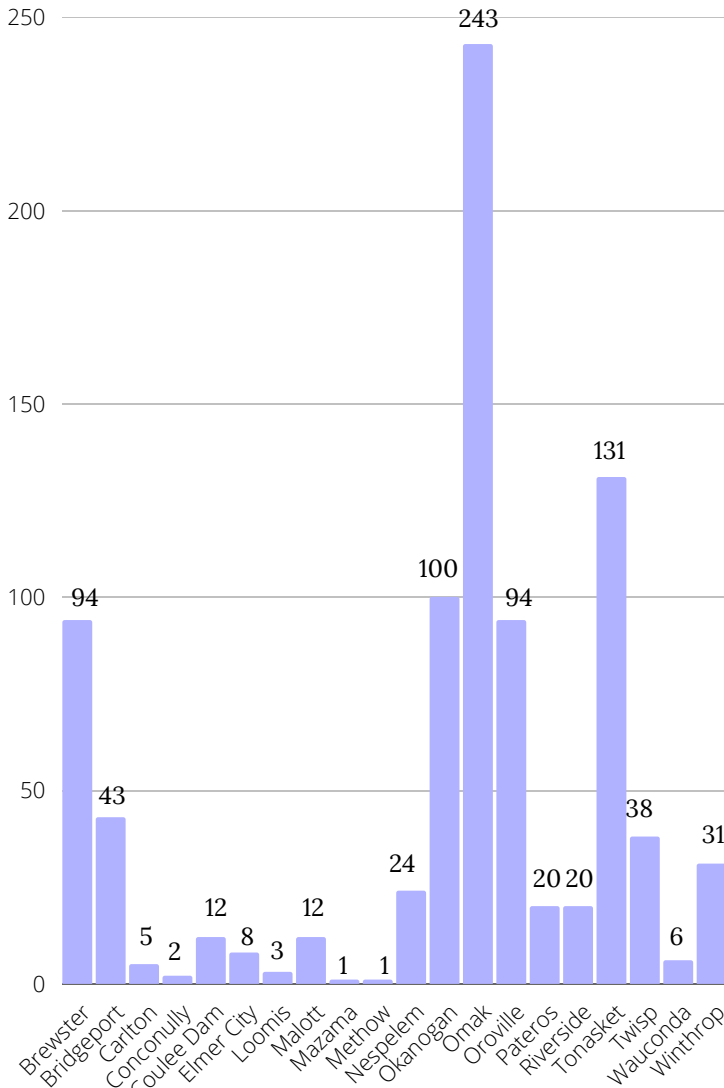


CHILDREN IN HOME VISITING AND CLASSROOM PROGRAMS SERVED BY LOCATION



DOLLY PARTON'S IMAGINATION LIBRARY PROGRAM CHILDREN SERVED BY COMMUNITY

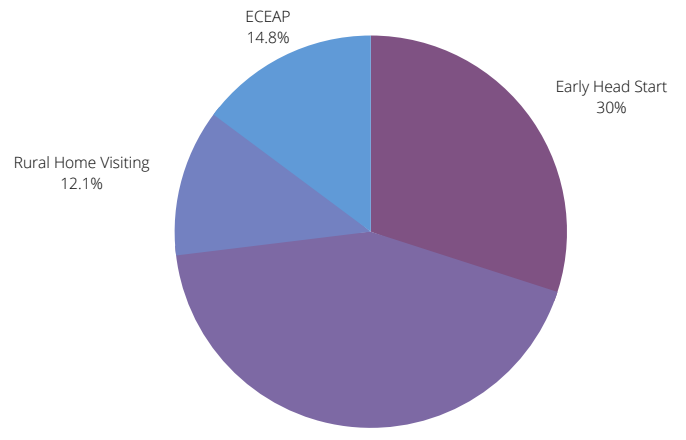
MEALS SERVED EACH MONTH BY LOCATION



**Thank you to our
2022 Imagination
Library Major Donors!**

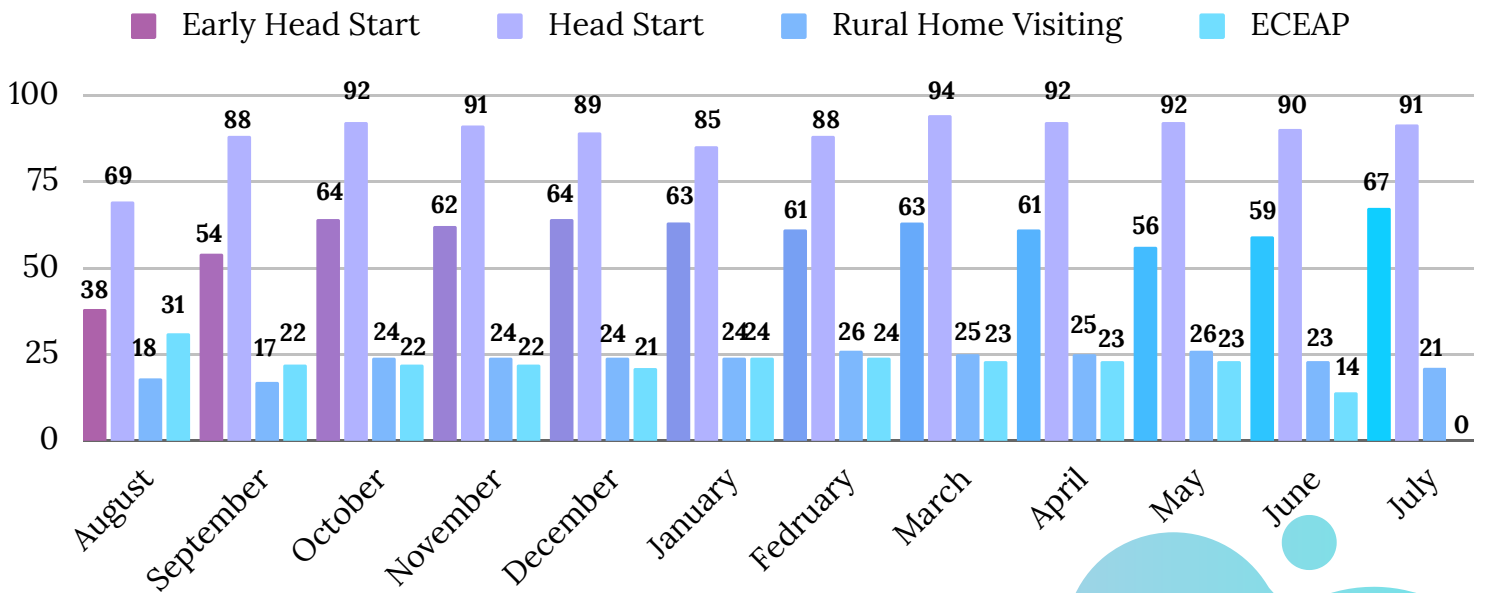
**During 2021-2022 there were 888
children were served in our communities!**

CHILDREN SERVED BY PROGRAM



ENROLLMENT

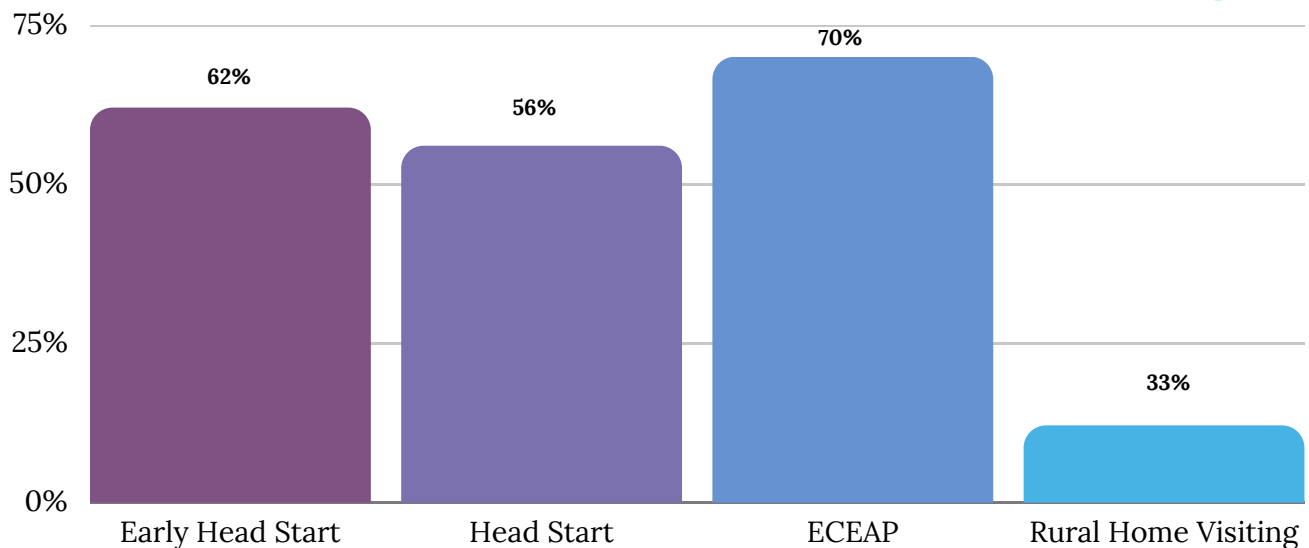
HEAD START AND EARLY HEAD START ENROLLMENT BY MONTH



Head Start Enrollment is impacted by part day programs that do not operate in the summer months

Average Monthly Enrollment as a percentage of funded slots:
 Early Head Start 88.41%
 Head Start 52.97%
 RHV 60.55%
 ECEAP 48.17%

PERCENTAGE OF ELIGIBLE CHILDREN SERVED





FINANCIAL

OCCDA contracts out annually for an independent audit. The financial audit for year-end December 2021 is currently being performed by Cordell, Neher & Company. Cordell, Neher, & Company performed the year-end December 2020 audit and issued a qualified opinion, "In our opinion, except for the effects on the financial statements of not capitalizing the cost of equipment purchased and not recording mortgages payable incurred as discussed in the Basis for Qualified Opinion paragraph, the financial statements referred to above present fairly, in all material respects, the financial position of Okanogan County Child Development Association as of December 31, 2020 and 2019, and the changes in its net assets and its cash flows for the years then ended in accordance with accounting principles generally accepted in the United States of America."

Washington State Department of Children, Youth, & Families (DCYF) performed a fiscal review of the Rural Home Visiting Program and issued a letter on June 7, 2022 that there were no concerns identified during the review. In April of 2021, DCYF performed a Site Visit on the contract, and in a the Site Visit Summary dated in September of 2022 found no contract concerns.

FUNDING RECEIVED

Totals by fund Source	2021	2022
Health and Human Services (Head Start and Early Head Start)	\$ 4,294,074.00	\$ 4,404,618.00
Health and Human Services CRRSA & ARF Funds*	\$ 345,610.00	\$ 345,610.00
Washington State Department of Children Youth and Families (DCYF) - Early Childhood Education and Assistance Program (ECEAP)	\$ 542,450.00	\$ 483,846.00
Washington State Department of Children Youth and Families (DCYF) - Early Childhood Education and Assistance Program (ECEAP) - Complex Needs	\$ 104,363.00	\$ 138,523.11
Washington State Department of Children Youth and Families (DCYF) Home Visiting Services Account - Rural Home Visiting Program	\$ 228,803.00	\$ 271,330.00
United States Department of Agriculture	\$ 104,500.00	\$ 104,500.00
Washington State Department of Children Youth and Families - Perinatal Mental Health Capacity Building Grant	\$ 22,650.00	\$ 22,000.00
Washington State Department of Children Youth and Families (DCYF) - Childcare Stabilization		\$ 261,000.00
Washington State Department of Children Youth and Families (DCYF) - Workforce Retention Grant		\$ 23,100.00
Total Funding Received	\$ 5,642,450.00	\$ 6,054,527.11

*CRRSA & ARF Funds are COVID funds awarded in 2021 and available through March 31, 2023.

FINANCIAL STATEMENT

	Program services					General & Administrative	
	Head Start	ECEAP	RHV	Other	Total		Total
Salaries [Note 11]	\$ 2,272,218	\$ 213,268	\$ 126,788	\$ 3,281	\$ 2,615,555	\$ 362,062	\$ 2,977,617
Payroll taxes and fringe benefits [Note 12]	439,396	42,671	34,277	12	516,356	69,911	586,267
Occupancy [Notes 7 and 10]	312,881	22,841	9,259	-	344,981	27,265	372,246
Supplies	167,469	30,889	12,130	17,416	227,904	11,236	239,140
Child travel	111,822	10,524	987	-	123,333	6,769	130,102
Contracted services	68,977	7,224	2,150	-	78,351	11,111	89,462
Nutrition	2,433	56	-	57,235	59,724	-	59,724
Services	25,008	1,983	3,942	-	30,933	27,945	58,878
Staff development	29,535	4,428	2,051	4,489	40,503	8,090	48,593
Equipment	8,371	-	-	-	8,371	-	8,371
Parent activities	3,629	527	144	921	5,221	-	5,221
Staff travel	1,630	79	832	53	2,594	2,529	5,123
Total expenses	3,443,369	334,490	192,560	83,407	4,053,826	526,918	4,580,744
General and Administrative Allocated to Programs	464,622	42,184	20,112	-	526,918	(526,918)	-
Total expenses	\$ 3,907,991	\$ 376,674	\$ 212,672	\$ 83,407	\$ 4,580,744	\$ -	\$ 4,580,744

2022 BUDGET

	Head Start Programs	ECEAP	ECEAP Complex Needs	RHV	CACFP	PMH	Childcare Stabilization	Workforce Retention	Total
Salaries	\$ 2,818,843.00	\$ 337,741.00	\$ 114,428.00	\$ 144,502.00		\$ 10,000.00	\$ 199,309.00	\$ 23,100.00	\$ 3,647,923.00
Payroll taxes & Fringe	\$ 701,364.00	\$ 72,401.08	\$ 21,935.11	\$ 35,664.00		\$ 750.00	\$ 43,848.00		\$ 875,962.19
Occupancy	\$ 283,815.00	\$ 24,898.00		\$ 11,517.00					\$ 320,230.00
Supplies	\$ 77,206.00	\$ 12,600.00	\$ 1,000.00	\$ 7,906.00		\$ 750.00			\$ 99,462.00
Child Travel	\$ 148,300.00	\$ 14,500.00		\$ 1,400.00					\$ 164,200.00
Nutrition	\$ 10,750.00	\$ 400.00		\$ 200.00	\$ 104,500.00		\$ 17,843.00		\$ 133,693.00
Staff Development	\$ 58,540.00	\$ 3,806.00	\$ 1,160.00	\$ 3,193.00					\$ 66,699.00
Equipment	\$ 126,000.00	\$ -		\$ -					\$ 126,000.00
Services	\$ 55,450.00	\$ 8,000.00		\$ 4,976.00					\$ 68,426.00
Contracted Services	\$ 92,500.00	\$ 7,250.00		\$ 3,250.00		\$ 8,000.00			\$ 111,000.00
Parent Activities	\$ 20,200.00	\$ 1,950.00		\$ 1,500.00		\$ 200.00			\$ 23,850.00
Staff Travel	\$ 11,650.00	\$ 300.00		\$ 3,250.00		\$ 300.00			\$ 15,500.00
Miscellaneous				\$ -					\$ -
Concrete Needs/Rescue Funds				\$ 43,538.00		\$ 2,000.00			\$ 45,538.00
Performance Pay/HVBAT RHV Only				\$ 10,434.00					\$ 10,434.00
Total Expenses	\$ 4,404,618.00	\$ 483,846.08	\$ 138,523.11	\$ 271,330.00	\$ 104,500.00	\$ 22,000.00	\$ 261,000.00	\$ 23,100.00	\$ 5,698,483.19

Get Involved

OCCDA values parents as the primary teacher of their children and offers many opportunities for parents to be involved, including Socializations and Family Activity nights at each center, educational opportunities such as CPR and First Aid and Conscious Discipline Trainings, the Health Services Advisory Committee, PMH Task Force, and Okanogan County Early Learning Group. Each Center has a Center Parent Committee where parents have the opportunity to participate in decision-making. Each center elects representatives from the Center Parent Committee to serve on the Parent Policy Council, which is one of OCCDA's governing boards. Policy Council members provide oversight, and recommendations for our agency and have the opportunity to participate in many other leadership opportunities locally, regionally, and at the State level. OCCDA also has opportunities for community members to volunteer in classrooms or as a member of Policy Council or our Board of Directors. Call us for more information.

PRE-SCHOOL PROGRAMS

OCCDA provides pre-school programs for children ages three to five through Head Start and the Early Childhood Education Assistance Program (ECEAP). OCCDA provides or partners with local school districts (Methow Valley) to provide transportation to all children being served in pre-school programs whenever possible.

ECEAP AT A GLANCE

- 64% of children left ECEAP to transition to Kindergarten
- 48% of families established Family Goals
- 70% of families served had income below the federal poverty line while 30% of enrolled children were considered above income
- 41% of families identified Spanish as their primary language
- 50% of parents/guardians had less than a high school diploma and 14% of parents/guardians completed 6th grade or less
- 11% of children were homeless

HEAD START AT A GLANCE

- 340 home visits were completed
- 33% of children left Head Start to transition to Kindergarten
- 51% of families established Family Goals
- 125 families were connected with community resources
- 56% of families served had income below the federal poverty line
- 38% of families identified Spanish as their primary language
- 31% of parents/guardians had less than a high school diploma
- 21% of families were unemployed
- 14% of children were homeless



PRENATAL TO THREE PROGRAMS

Both the Early Head Start and Rural Home Visiting Programs provide home visiting programs to expectant parents and children ages birth to three. The programs use the same curriculum, Parents as Teachers, which is an evidence-based curriculum designed to provide parents with child development knowledge and parenting support, provide early detection of developmental delays and health issues, prevent child abuse and neglect, and increase children's school readiness. Frequency and length of home visits depends on the program that children are enrolled in and the needs of the child and family.

OCCDA also provides school-day model classrooms for toddlers in Oroville, Omak, and Brewster. The Tonasket Early Head Start Center offers a program combining home visiting with two days of classroom time during the designated school year.

EARLY HEAD START AT A GLANCE

- 1431 home visits were completed
- 62% of families established Family Goals
- 55 families were connected with community resources
- 62% of families served had income below the federal poverty line
- 53% of families identified Spanish as their primary language
- 36% of parents/guardians had less than a high school diploma
- 18% of families were unemployed
- 13% of children were homeless

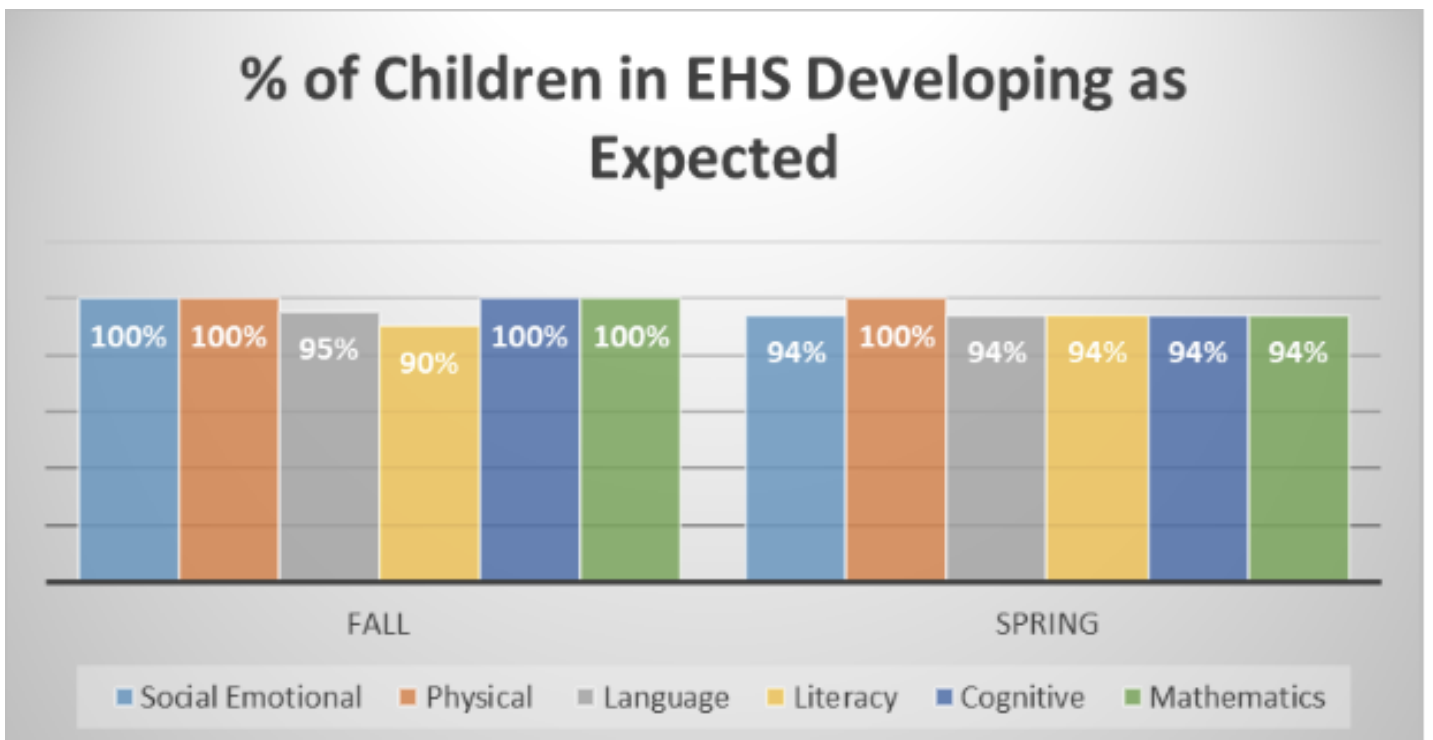
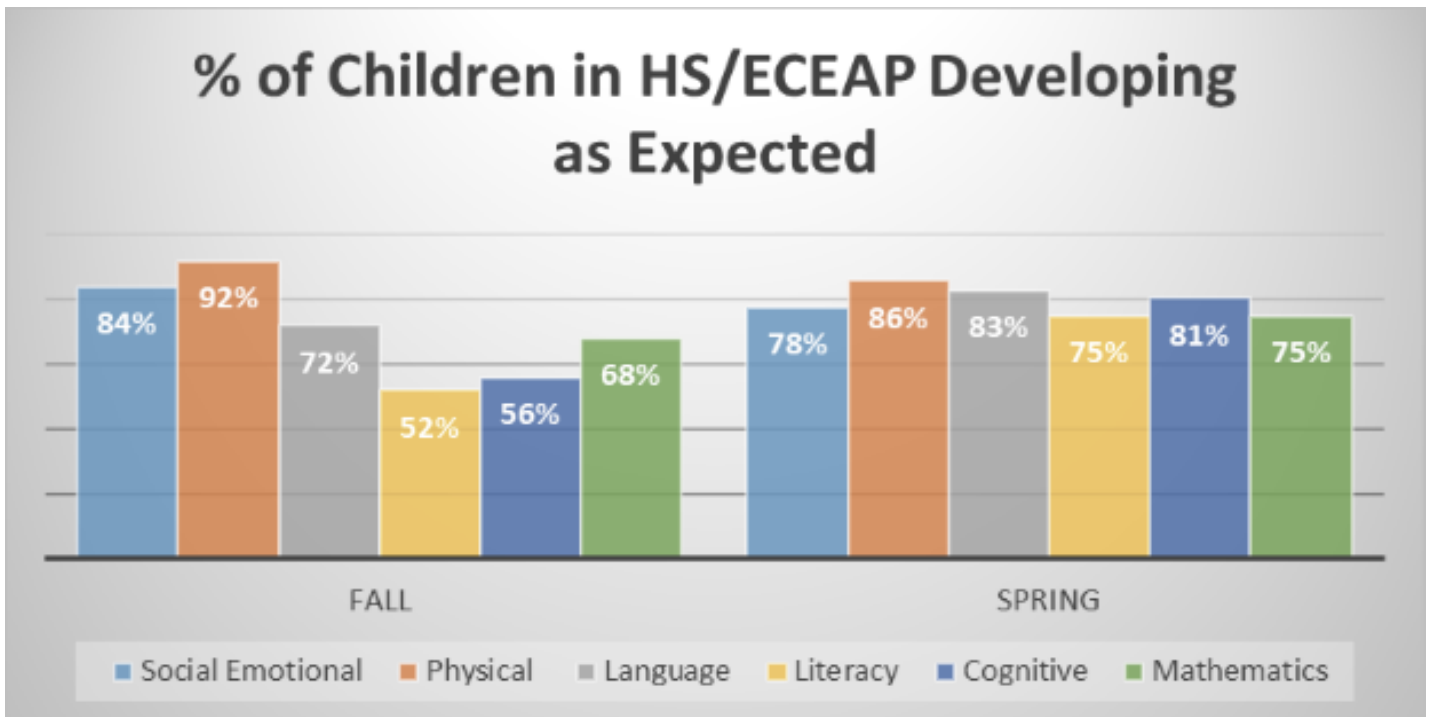
RHV AT A GLANCE

- 282 home visits were completed
- 86% of families established Family Goals
- 27 families were connected with community resources
- 33% of families served had income below the federal poverty line, and 86% of families received public assistance.
- 55% of families identified Spanish as their primary language
- 28% of parents/guardians had less than a high school diploma
- 22% of families were unemployed



OUTCOMES

Percentage of Children Meeting Milestones



PERINATAL MENTAL HEALTH

Perinatal Mental Health (PMH) affects 27% of adults in America. In conjunction with Perinatal Support Washington, OCCDA has developed a parent support group for local families.

The focus is on families through conception (pre-pregnancy) through the second year after childbirth.

The group provides social support, connection with local services and resources, advice on how to utilize resources, etc.

Even when all is going well, many families can use additional support. Group Peer Support (GPS) opportunities provide a welcoming, non-judgmental space to talk about the emotional changes of parenthood

In 2022, the following groups were hosted by OCCDA;

- Omak In-Person Group "Coffee & Cradleboards"
- Virtual (English/Spanish) Group

If you or someone you know needs help, call the Perinatal Support of Washington Warm Line 1-888-404-7763.





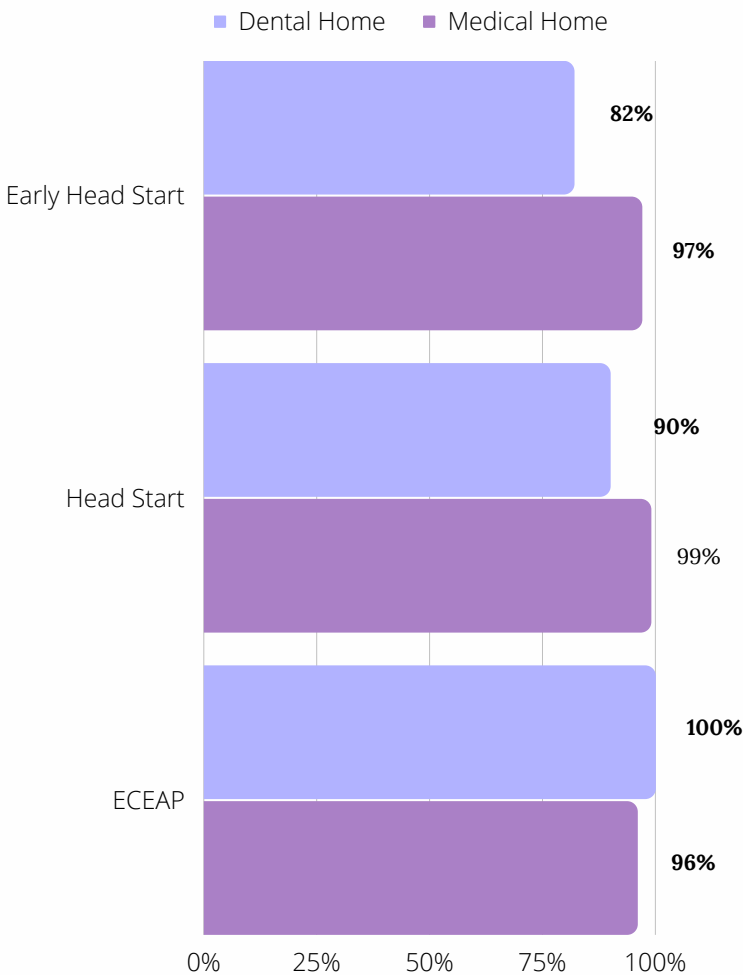
HEALTH SERVICES

OCCDA assists families to obtain medical and dental care, attend appointments, and advocate for themselves and their children. OCCDA provides education to families regarding wellness and prevention and contracts with a nurse consultant, a nutritionist, and mental health consultants to provide additional services to children and families.

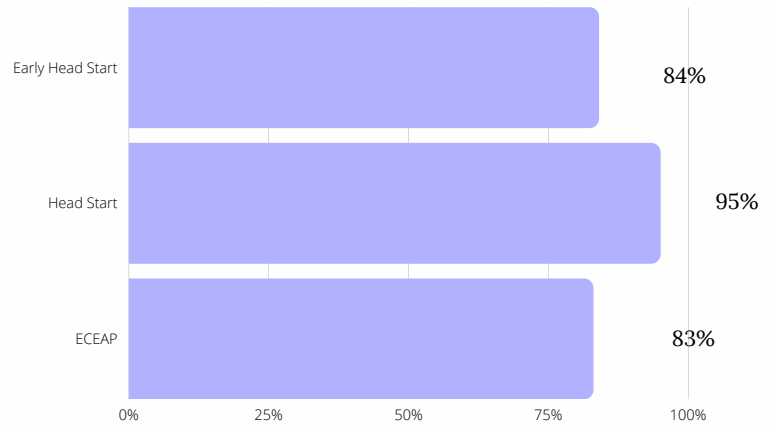
OCCDA partners with local providers, including Family Health Centers and Women, Infants, and Children (WIC) programs to benefit families. These partnerships have enabled OCCDA to partner on dental screening for children and lead testing.

OCCDA also has a Health Services Advisory Committee made up of local professional and community representatives that provide guidance and oversight for Health and Nutrition needs.

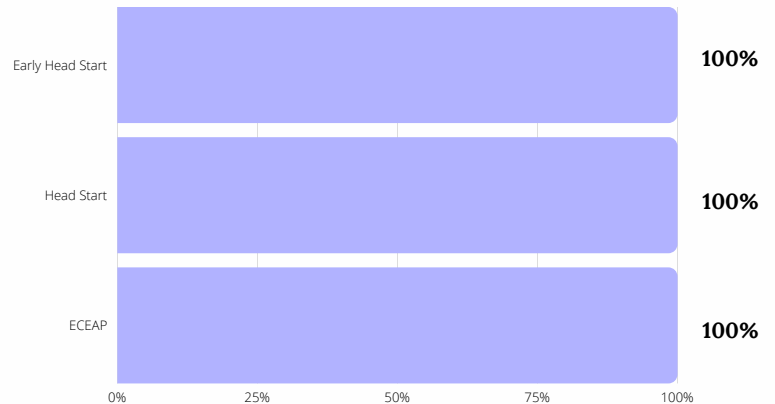
CHILDREN WITH DENTAL AND MEDICAL HOMES



COMPLETED IMMUNIZATIONS (APPROPRIATE FOR THEIR AGE)



CHILDREN HAVE HEALTH INSURANCE



OUR LEADERSHIP

Staff

Jodi DeCesari -Executive Director

Vicki Good -Program Director

Julie Hurlbert - HR Director

Board of Directors

Sue Root, Chair

Aliya Quidwai, Vice Chair

Veronica Carrillo, Secretary/Treasurer

Melanie Bailey

Policy Council

Jordan Williams, President

Acey Cantrell, Vice President

Finance/Secretary - Vacant

PC/Board Liaison - Vacant

